

Mätfakta

Mätningarna är genomförda under sammanlagt 52 timmar

- 32 timmar på E18 vid Brottbys
 - 04.00 - 08.00
 - 08.00 - 12.00
 - 10.00 - 14.00
 - 12.00 - 16.00
 - 16.00 - 20.00
- 20 timmar på RV73 vid Vega
 - 02.00 - 06.00
 - 04.00 - 08.00
 - 10.00 - 14.00
 - 16.00 - 20.00

Mätfakta

Antal observationer

Sammanlagt 3630 observationer

- 1669 Lastbilar
- 1625 Lastbil och släp inkl påhängsvagn
- 636 Bussar

Lastbil utan släp, högsta tillåtna 90 km/h sida 1/5

| Kategori | Medel | Antal obs | Andel lagliga | 1 -6 km/h över | >7km/h över | Topp km/h | 85 percentil |
|---------------------|-------|-----------|---------------|----------------|-------------|-----------|--------------|
| Alla | 86,5 | 1669 | 89% | 8% | 3% | 112 | 90,0 |
| Svensk | 86,5 | 1651 | 89% | 8% | 3% | 112 | 90,0 |
| Utländsk | 86,8 | 18 | 78% | 22% | 0% | 95 | 91,0 |
| ABT | 82,5 | 6 | 100% | 0% | 0% | 89 | 87,5 |
| Ahlsells | 85,2 | 6 | 100% | 0% | 0% | 89 | 86,8 |
| Allbröd | 89,3 | 4 | 75% | 25% | 0% | 92 | 90,7 |
| Arla | 83,8 | 11 | 91% | 9% | 0% | 93 | 88,0 |
| ASA | 86,7 | 3 | 100% | 0% | 0% | 87 | 87,0 |
| Assistancekåren | 85,3 | 3 | 67% | 33% | 0% | 92 | 89,0 |
| Axelssons | 86,9 | 18 | 94% | 6% | 0% | 91 | 88,5 |
| Beijer | 86,0 | 5 | 100% | 0% | 0% | 89 | 88,4 |
| Bellmans | 85,2 | 10 | 90% | 10% | 0% | 92 | 87,7 |
| Bengt Hildemar | 87,5 | 4 | 100% | 0% | 0% | 89 | 88,6 |
| Bergholtz Åkeri | 83,7 | 3 | 100% | 0% | 0% | 87 | 85,5 |
| Betongindustri | 84,7 | 3 | 100% | 0% | 0% | 88 | 87,4 |
| Björkmans Transport | 84,7 | 5 | 60% | 40% | 0% | 88 | 87,4 |

Lastbil utan släp, högsta tillåtna 90 km/h sida 2/5

| Kategori | Medel | Antal obs | Andel lagliga | 1 -6 km/h över | >7km/h över | Topp km/h | 85 percentil |
|-----------------|-------|-----------|---------------|----------------|-------------|-----------|--------------|
| Carlsberg | 84,8 | 4 | 100% | 0% | 0% | 90 | 87,8 |
| Carrier | 88,5 | 4 | 100% | 0% | 0% | 89 | 89,0 |
| Cassberg | 84,7 | 6 | 100% | 0% | 0% | 88 | 87,3 |
| Coca Cola | 87,3 | 37 | 97% | 3% | 0% | 91 | 89,0 |
| Cold Sped | 83,3 | 10 | 100% | 0% | 0% | 89 | 87,7 |
| Dagab | 86,1 | 47 | 98% | 0% | 2% | 100 | 88,0 |
| DFDS | 86,7 | 7 | 100% | 0% | 0% | 90 | 88,2 |
| DHL | 87,3 | 42 | 83% | 17% | 0% | 94 | 90,9 |
| E-Schakt | 85,3 | 4 | 100% | 0% | 0% | 90 | 87,8 |
| Ekesiöö | 87,7 | 3 | 100% | 0% | 0% | 89 | 88,4 |
| Enskede Express | 87,5 | 6 | 83% | 17% | 0% | 94 | 90,3 |
| Fazer Bageri | 96,5 | 4 | 25% | 50% | 25% | 110 | 103,3 |
| Frigoscandia | 88,3 | 3 | 67% | 33% | 0% | 91 | 90,1 |
| Green Cargo | 79,0 | 3 | 100% | 0% | 0% | 82 | 80,8 |
| HABE Frakt | 85,8 | 10 | 100% | 0% | 0% | 89 | 89,0 |
| Haninge Åkeri | 85,6 | 51 | 86% | 14% | 0% | 92 | 90,0 |
| Hans Andersson | 89,3 | 4 | 75% | 25% | 0% | 94 | 91,3 |

Lastbil utan släp, högsta tillåtna 90 km/h sida 3/5

| Kategori | Medel | Antal obs | Andel lagliga | 1 -6 km/h över | >7km/h över | Topp km/h | 85 percentil |
|---------------------|-------|-----------|---------------|----------------|-------------|-----------|--------------|
| ICA | 83,7 | 6 | 100% | 0% | 0% | 88 | 87,3 |
| IL Recycling AB | 83,0 | 3 | 100% | 0% | 0% | 86 | 84,8 |
| Jehandars | 83,0 | 3 | 100% | 0% | 0% | 86 | 84,8 |
| JOAB | 84,0 | 7 | 100% | 0% | 0% | 87 | 86,1 |
| Kyl & Frysexpressen | 87,6 | 20 | 90% | 10% | 0% | 92 | 88,2 |
| Kåren | 88,0 | 9 | 78% | 22% | 0% | 91 | 90,8 |
| Lagena | 89,7 | 19 | 79% | 0% | 21% | 98 | 97,3 |
| LBC Danderyd | 84,3 | 18 | 89% | 11% | 0% | 92 | 90,0 |
| Lillebil | 84,3 | 24 | 67% | 33% | 0% | 92 | 90,0 |
| Lindens | 87,3 | 4 | 100% | 0% | 0% | 88 | 88,0 |
| Lundins | 86,9 | 10 | 100% | 0% | 0% | 90 | 89,0 |
| MAP | 88,1 | 19 | 89% | 11% | 0% | 92 | 90,0 |
| Myrorna | 93,7 | 6 | 50% | 17% | 33% | 103 | 103,0 |
| Mälaröåkarna | 78,7 | 3 | 100% | 0% | 0% | 80 | 79,7 |
| Märsta Förenade | 80,5 | 8 | 100% | 0% | 0% | 87 | 85,9 |
| NAUS | 88,0 | 4 | 75% | 25% | 0% | 91 | 89,7 |
| Nettobetong | 87,3 | 20 | 95% | 5% | 0% | 93 | 90,0 |

Lastbil utan släp, högsta tillåtna 90 km/h sida 4/5

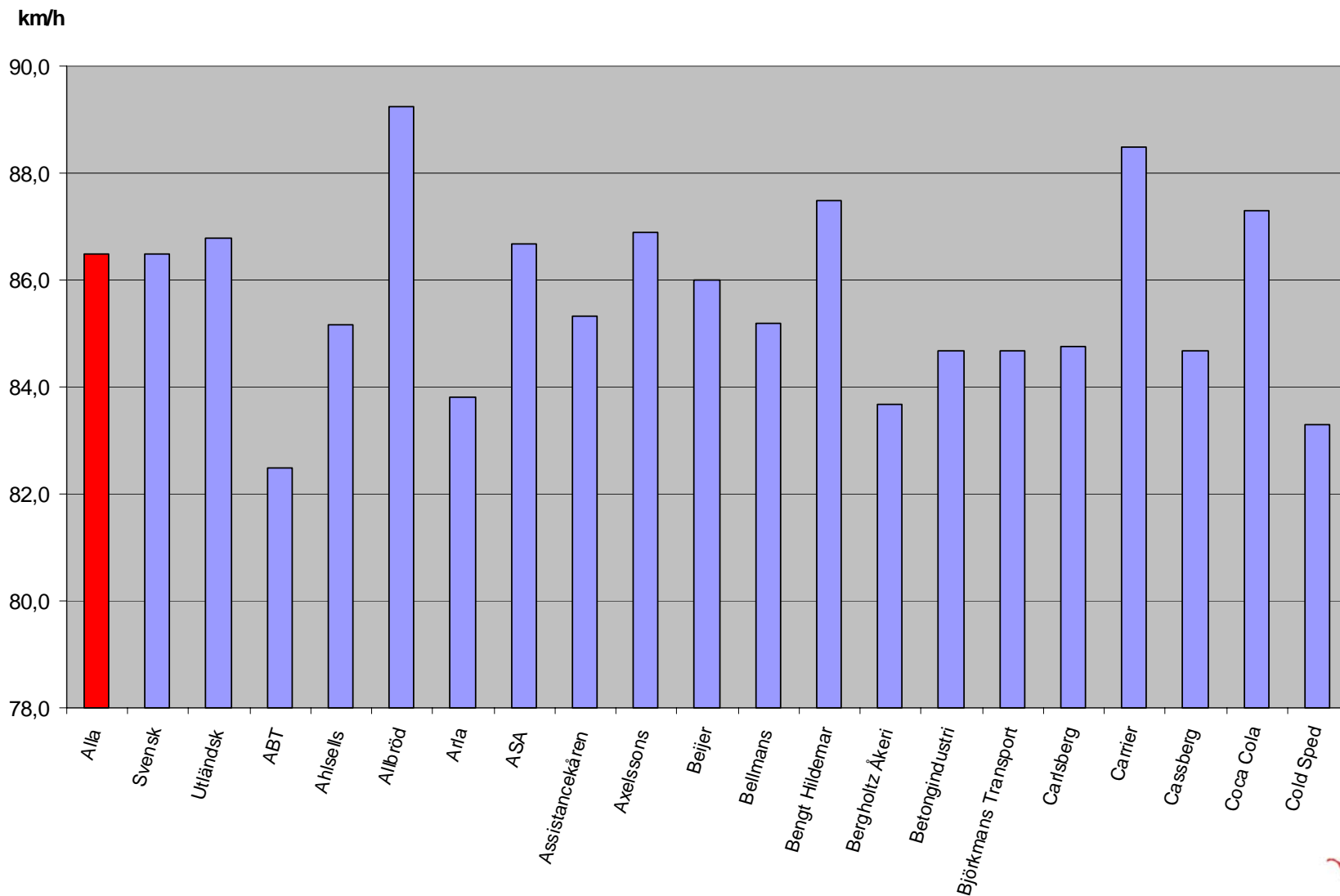
| Kategori | Medel | Antal obs | Andel lagliga | 1 -6 km/h över | >7km/h över | Topp km/h | 85 percentil |
|------------------------------|-------|-----------|---------------|----------------|-------------|-----------|--------------|
| NFB | 87,3 | 3 | 100% | 0% | 0% | 88 | 88,0 |
| Poståkeriet | 80,8 | 34 | 97% | 3% | 0% | 94 | 86,1 |
| Anjous potatis och grönsaker | 85,5 | 4 | 100% | 0% | 0% | 88 | 87,6 |
| Pågens | 90,8 | 4 | 50% | 25% | 25% | 98 | 94,9 |
| RagneSells | 86,6 | 30 | 87% | 7% | 7% | 101 | 89,3 |
| Rimbo Jord | 83,2 | 6 | 100% | 0% | 0% | 88 | 85,8 |
| Rimpac | 86,8 | 8 | 100% | 0% | 0% | 89 | 88,0 |
| S Blommor | 88,3 | 3 | 100% | 0% | 0% | 89 | 88,7 |
| Schenker | 86,7 | 58 | 93% | 5% | 2% | 101 | 89,0 |
| Schulstad | 89,0 | 5 | 80% | 20% | 0% | 91 | 90,4 |
| Screenbolaget AB | 89,3 | 3 | 100% | 0% | 0% | 90 | 89,7 |
| SITA | 81,1 | 10 | 100% | 0% | 0% | 87 | 85,7 |
| SKANSKA | 85,8 | 8 | 88% | 13% | 0% | 92 | 89,0 |
| Skubbet | 83,0 | 4 | 100% | 0% | 0% | 87 | 85,2 |
| Spendrups | 88,2 | 5 | 100% | 0% | 0% | 89 | 88,4 |
| Spånga LBC | 85,8 | 4 | 75% | 25% | 0% | 92 | 91,1 |
| SRV | 85,8 | 29 | 97% | 3% | 0% | 94 | 88,0 |

Lastbil utan släp, högsta tillåtna 90 km/h sida 5/5

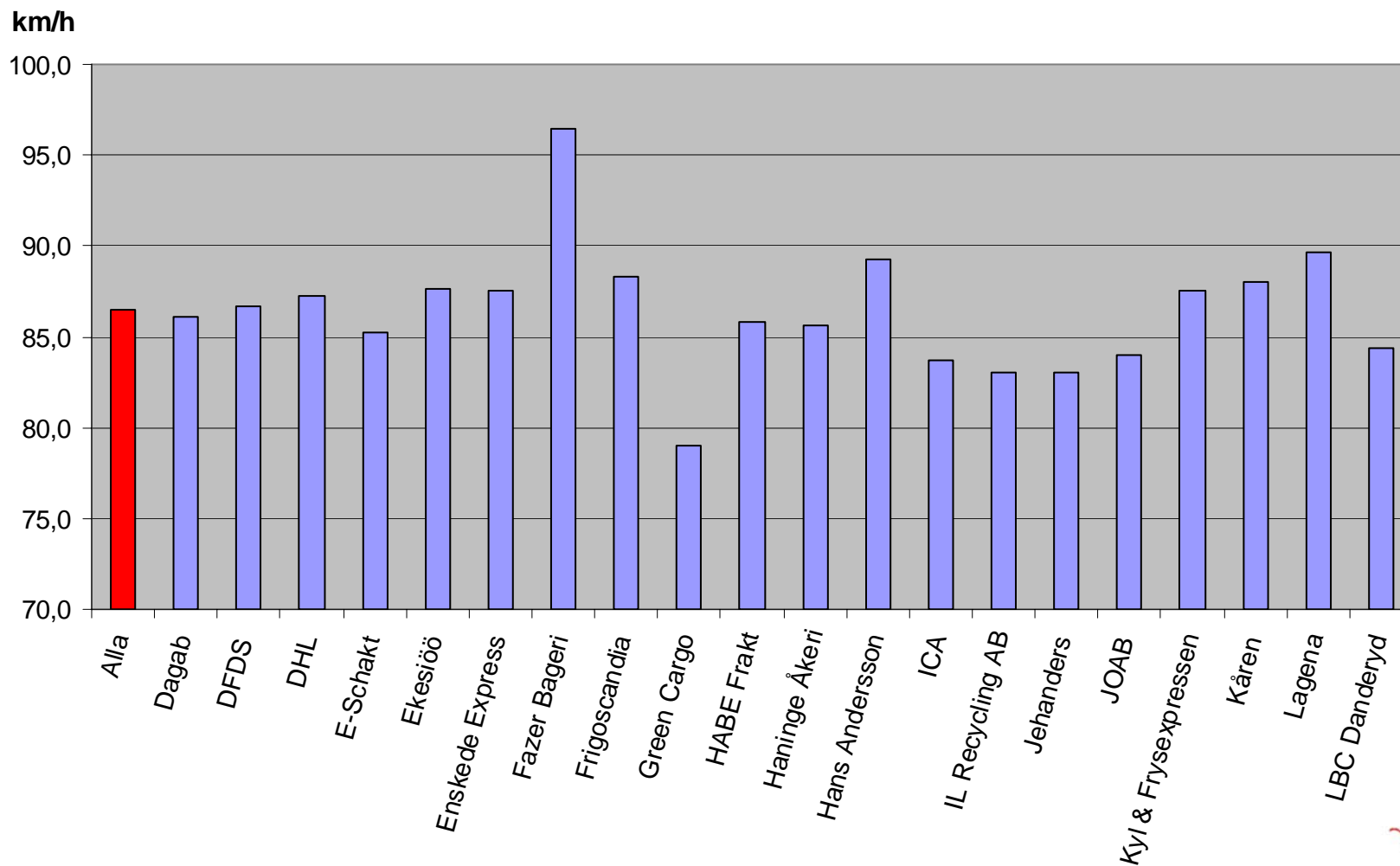
| Kategori | Medel | Antal obs | Andel lagliga | 1 -6 km/h över | >7km/h över | Topp km/h | 85 percentil |
|----------------------|-------|-----------|---------------|----------------|-------------|-----------|--------------|
| Star Center | 87,0 | 3 | 100% | 0% | 0% | 88 | 87,7 |
| Stockholms Åkeri | 84,5 | 26 | 100% | 0% | 0% | 90 | 89,0 |
| Swerock | 85,5 | 23 | 91% | 4% | 4% | 97 | 89,7 |
| SÅAB | 86,1 | 14 | 100% | 0% | 0% | 90 | 89,0 |
| SÅCAB | 81,2 | 13 | 100% | 0% | 0% | 87 | 86,0 |
| Textilia | 86,2 | 21 | 100% | 0% | 0% | 88 | 88,0 |
| TNT | 89,0 | 3 | 100% | 0% | 0% | 90 | 89,7 |
| Trabé | 88,7 | 12 | 67% | 17% | 17% | 107 | 96,4 |
| Ullman | 82,3 | 3 | 100% | 0% | 0% | 86 | 85,7 |
| Widriksson | 93,8 | 8 | 63% | 0% | 38% | 106 | 106,0 |
| Wiklund Åkeri | 85,9 | 9 | 100% | 0% | 0% | 89 | 88,8 |
| Vägverket Produktion | 79,3 | 3 | 100% | 0% | 0% | 81 | 80,7 |
| Västberga Åkeri | 86,3 | 11 | 91% | 9% | 0% | 92 | 89,0 |
| Åhléns | 89,8 | 4 | 75% | 25% | 0% | 92 | 91,1 |
| Älta Transport | 88,0 | 9 | 100% | 0% | 0% | 89 | 89,0 |

Medelhastighet Lastbil

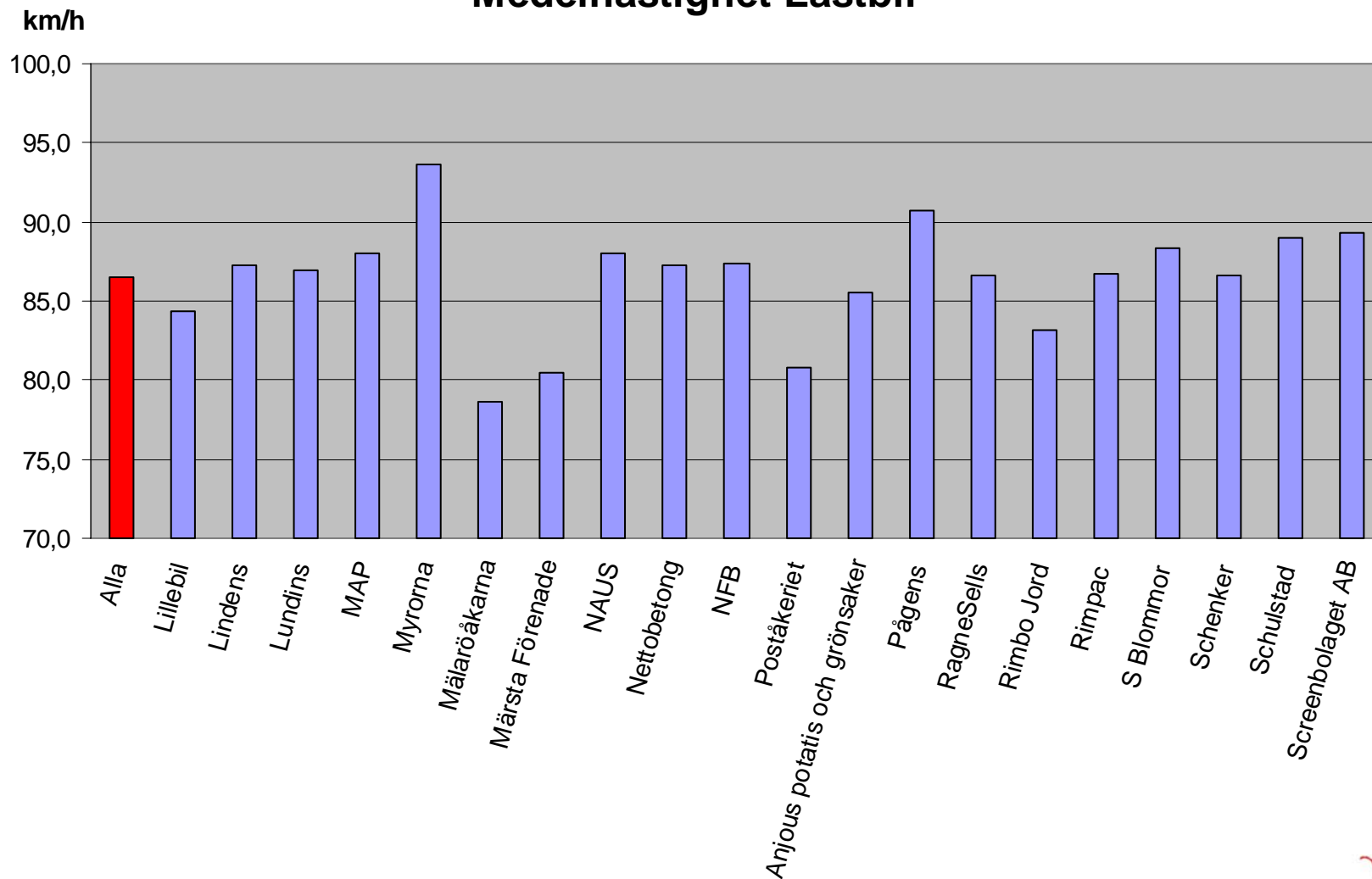
Diagram 1/4



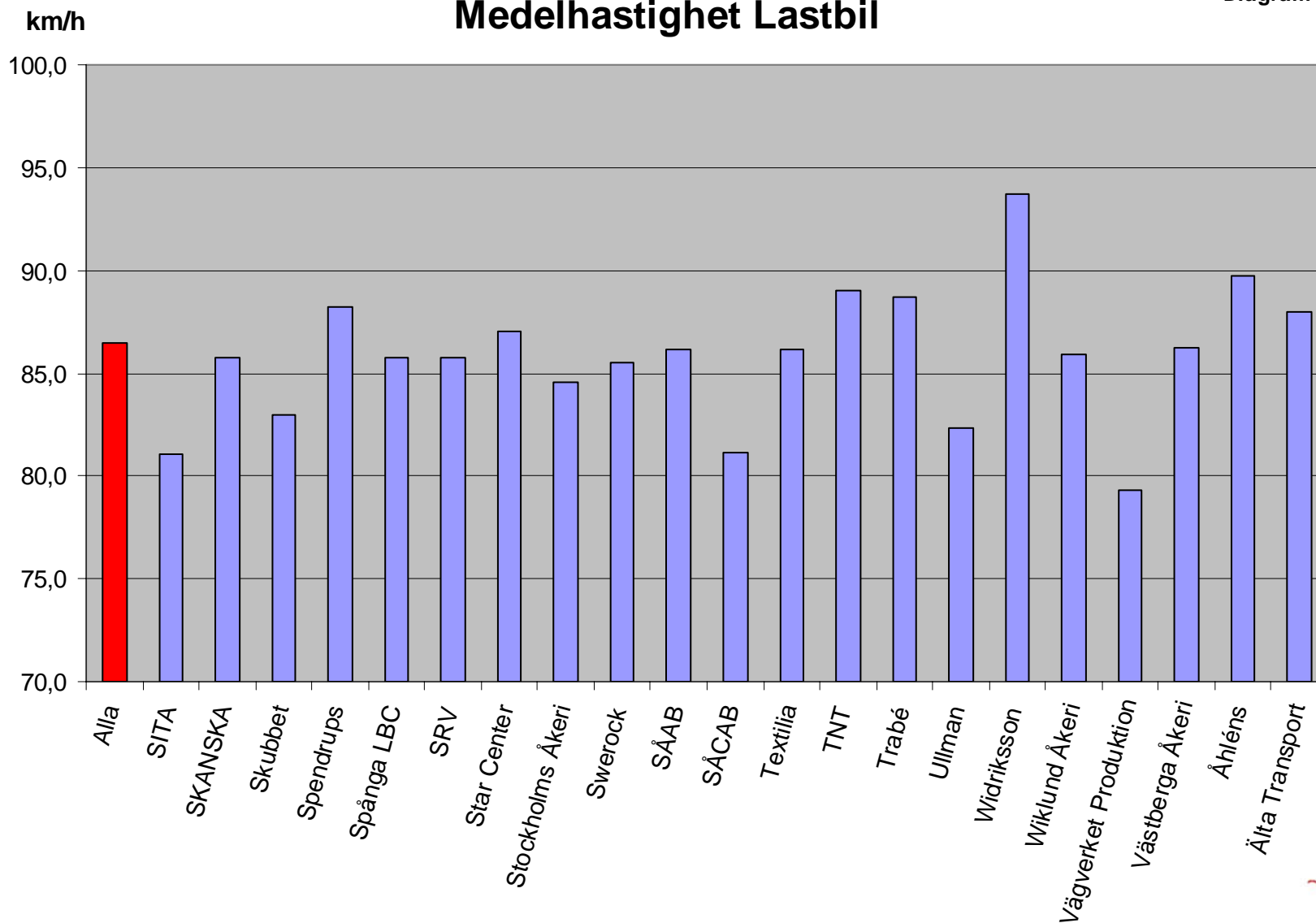
Medelhastighet Lastbil



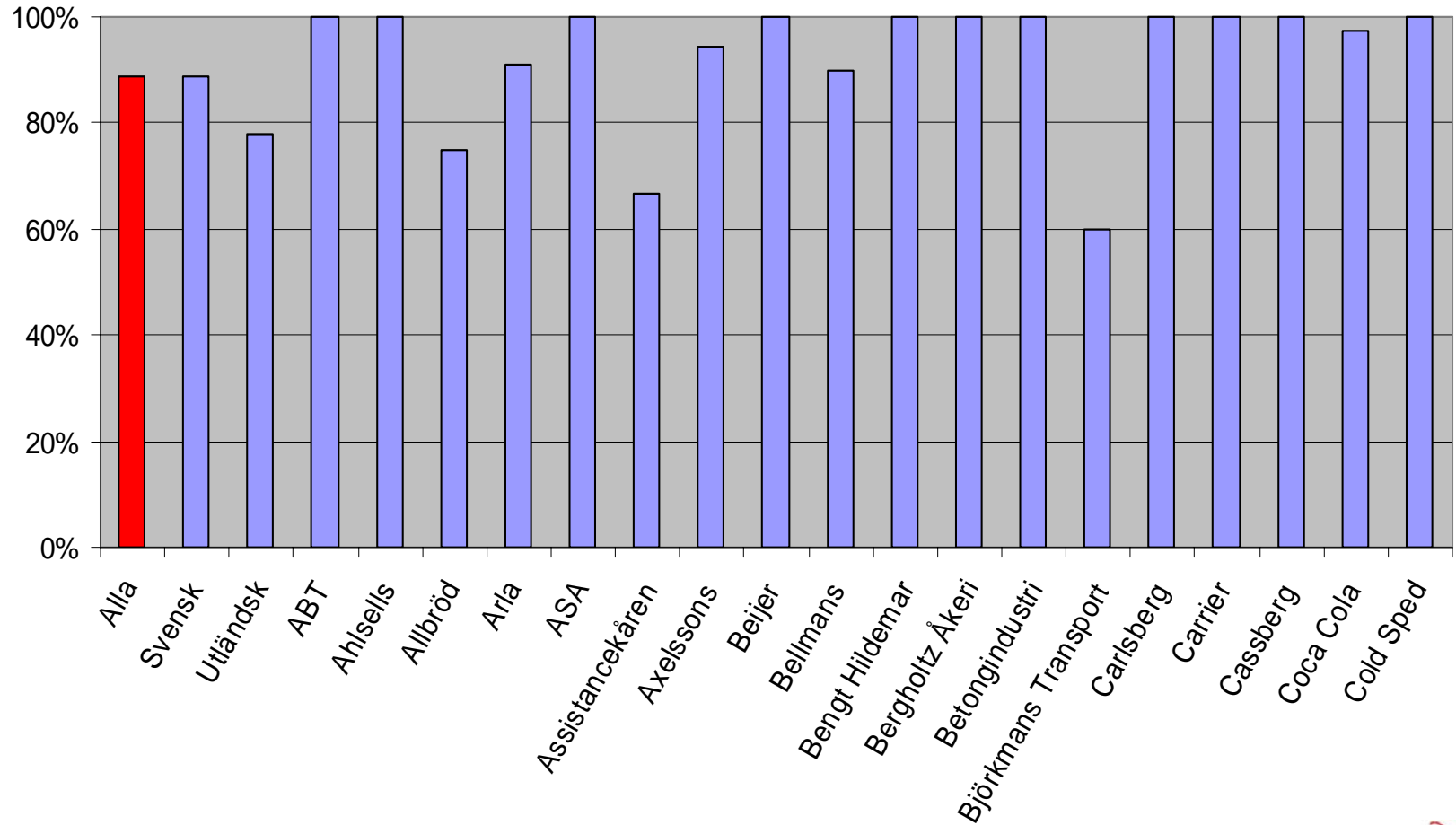
Medelhastighet Lastbil



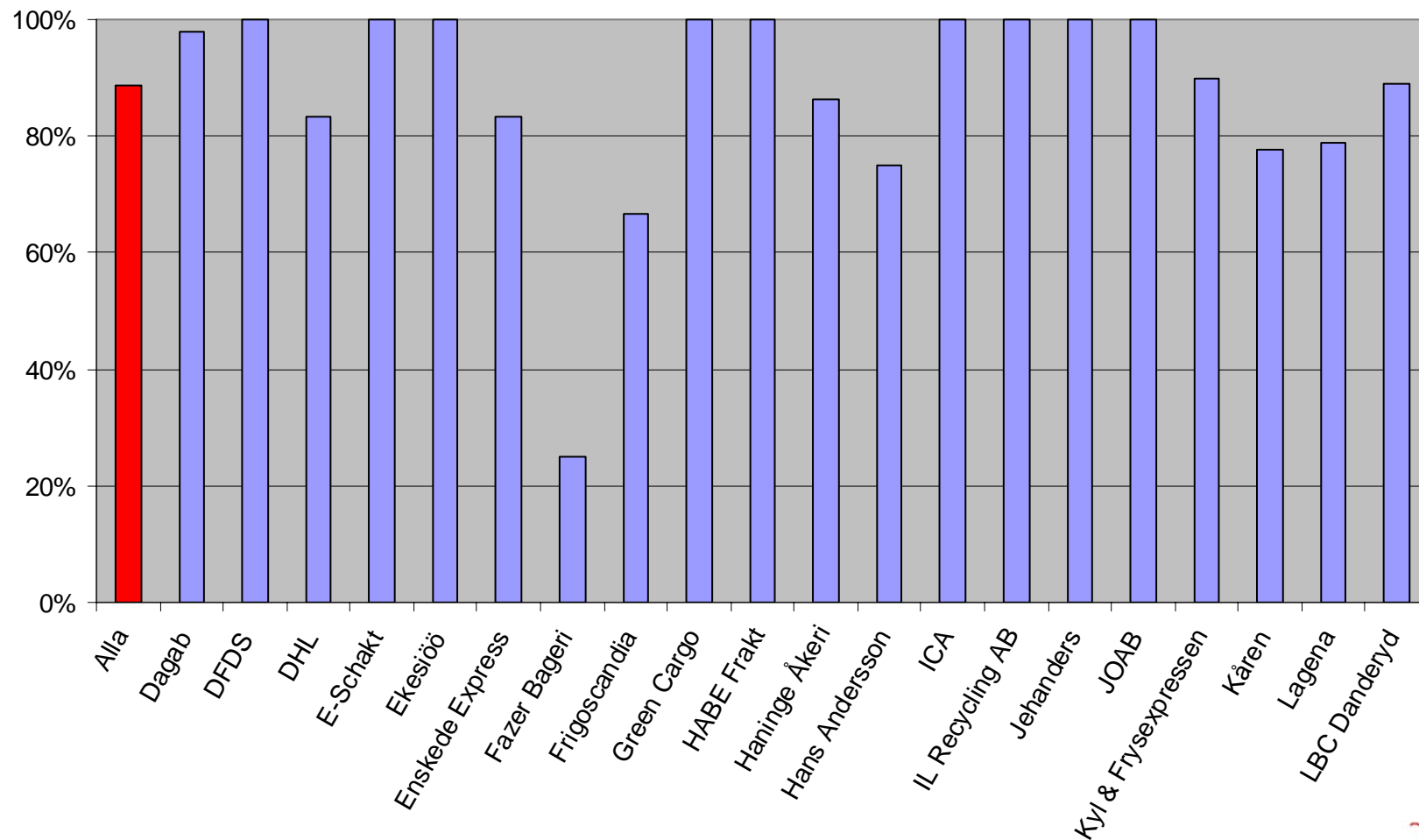
Medelhastighet Lastbil



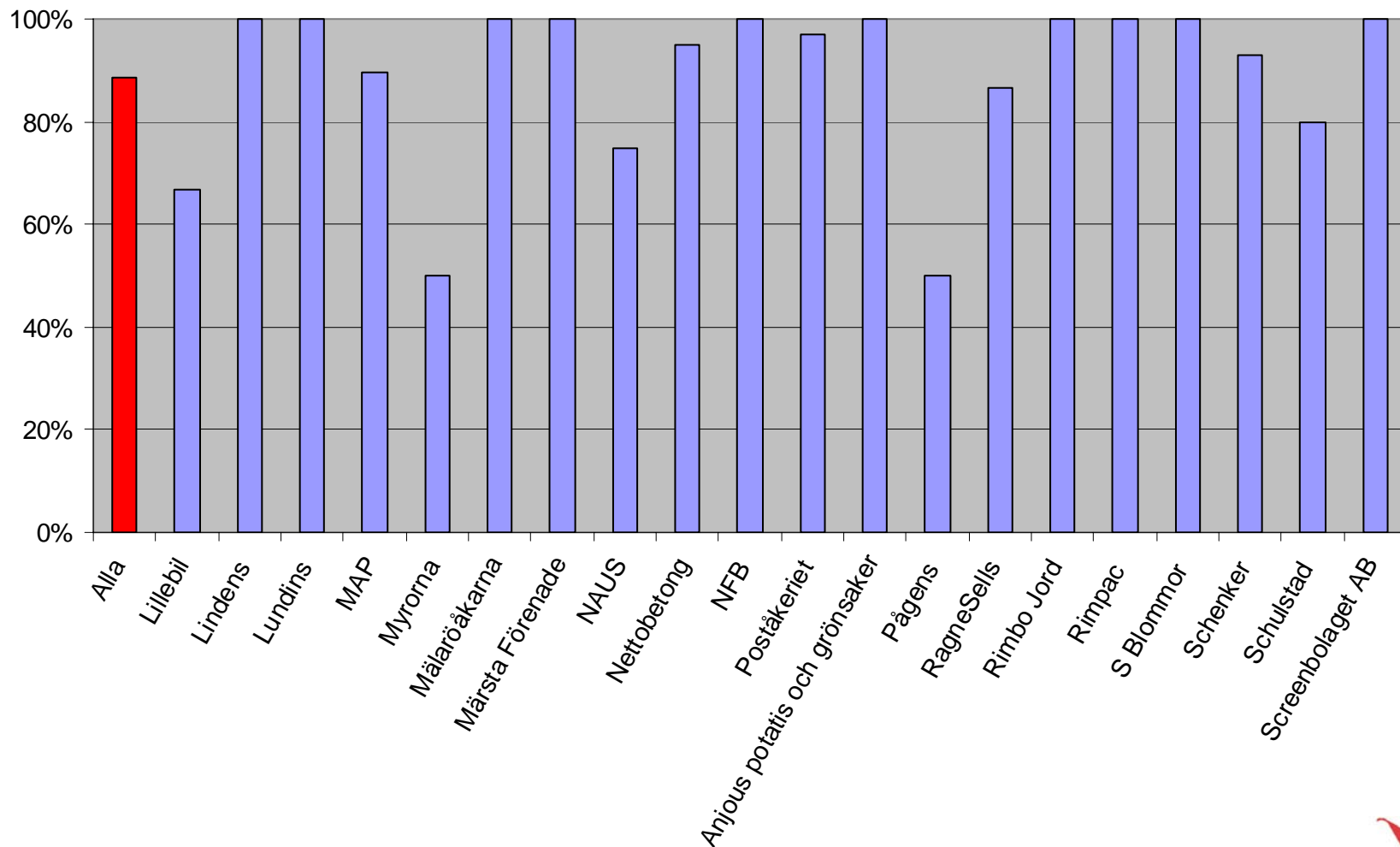
Andel lagliga transporter i % Lastbil



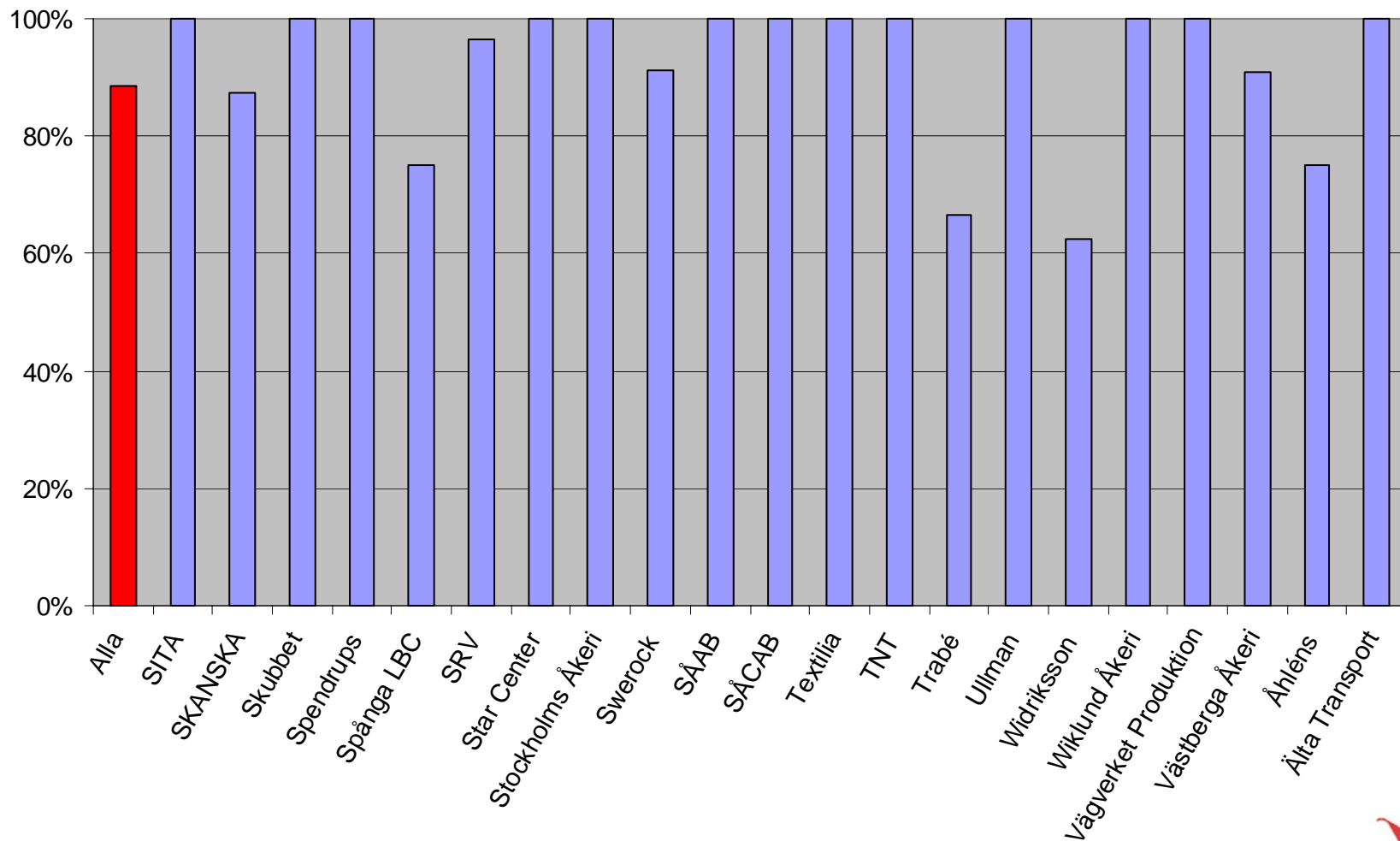
Andel lagliga transporter i % Lastbil



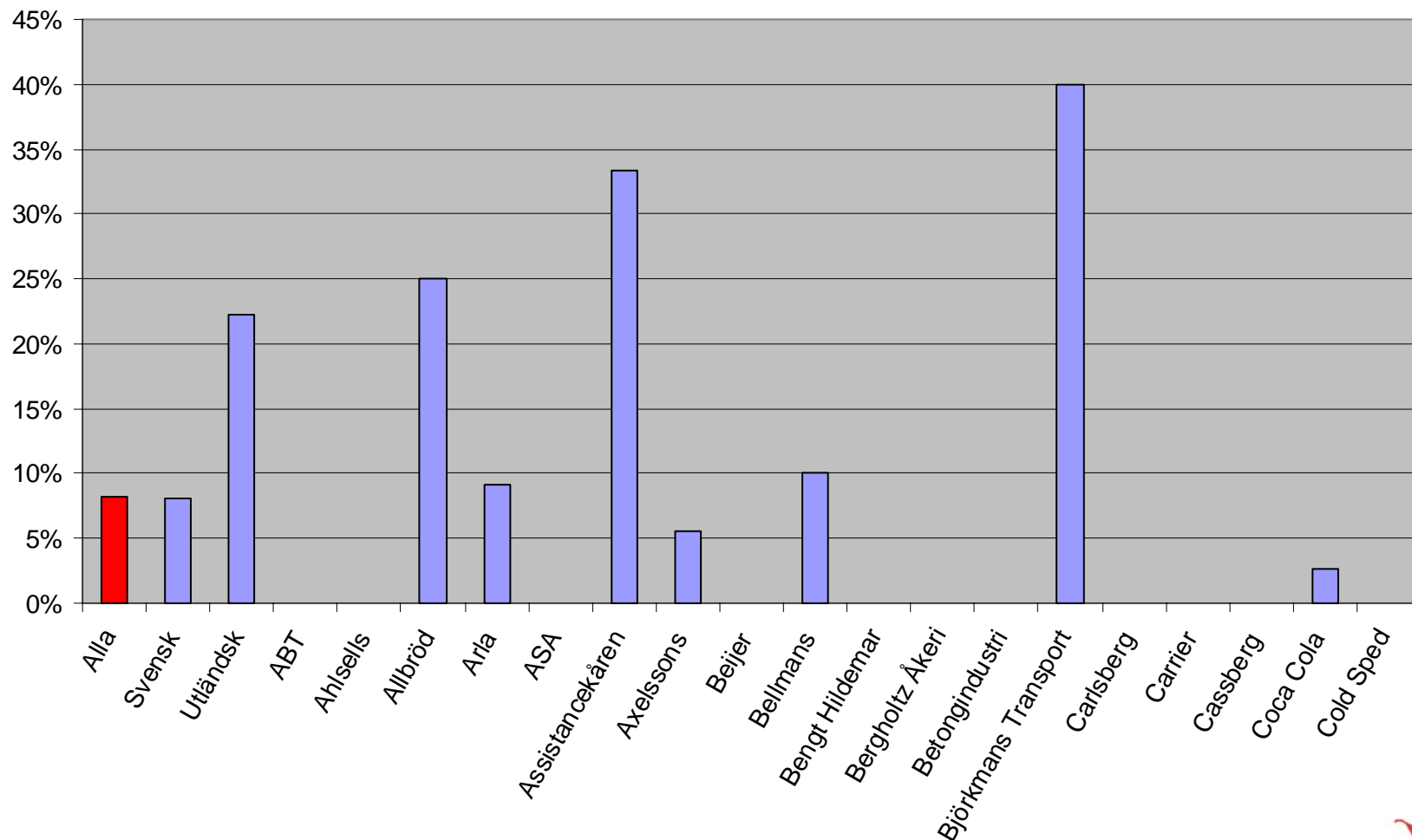
Andel lagliga transporter i % Lastbil



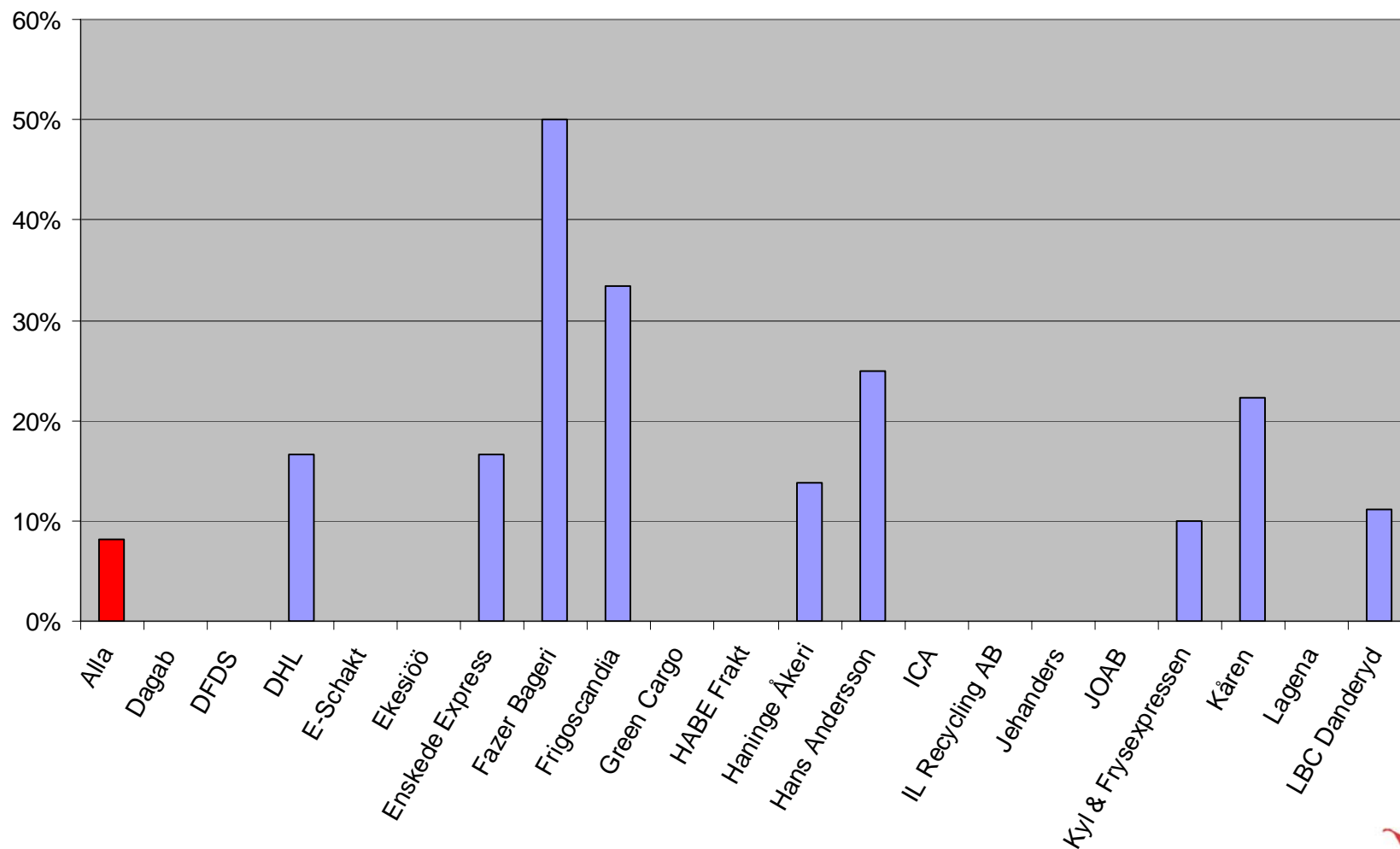
Andel lagliga transporter i % Lastbil



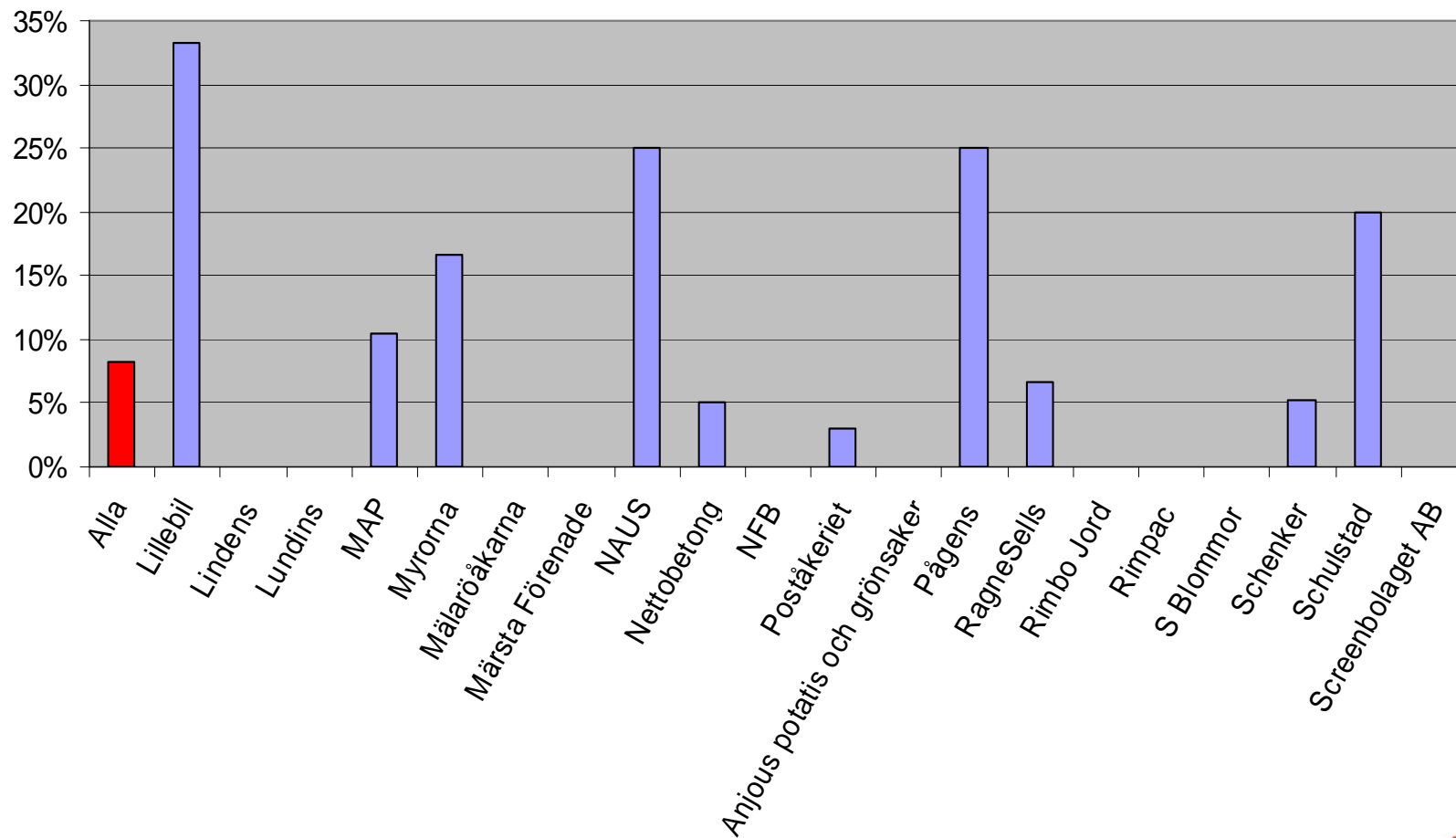
Andel transporter med Lastbil i % 1-6 km/h över hast



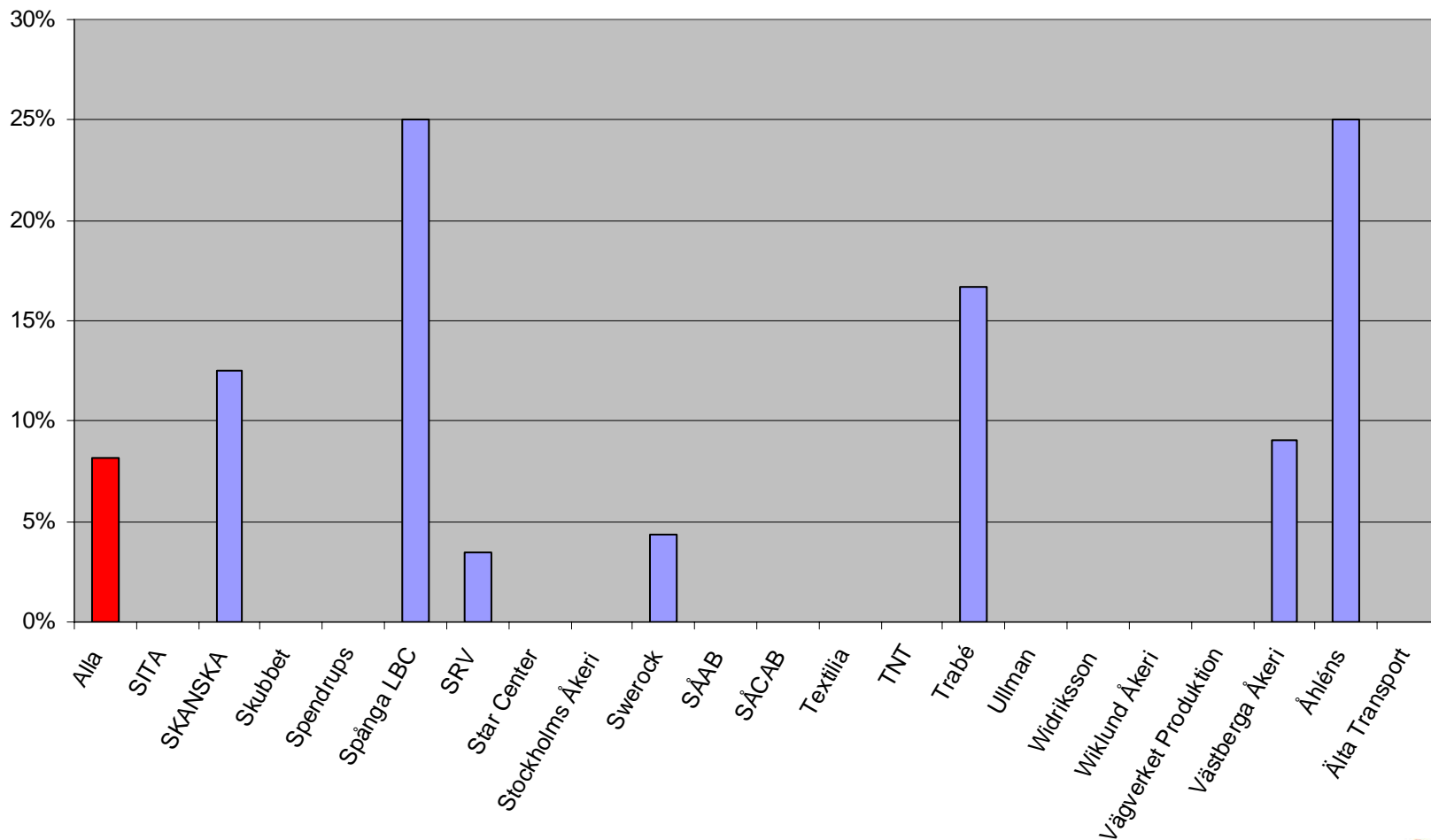
Andel transporter med Lastbil i % 1-6 km/h över hast



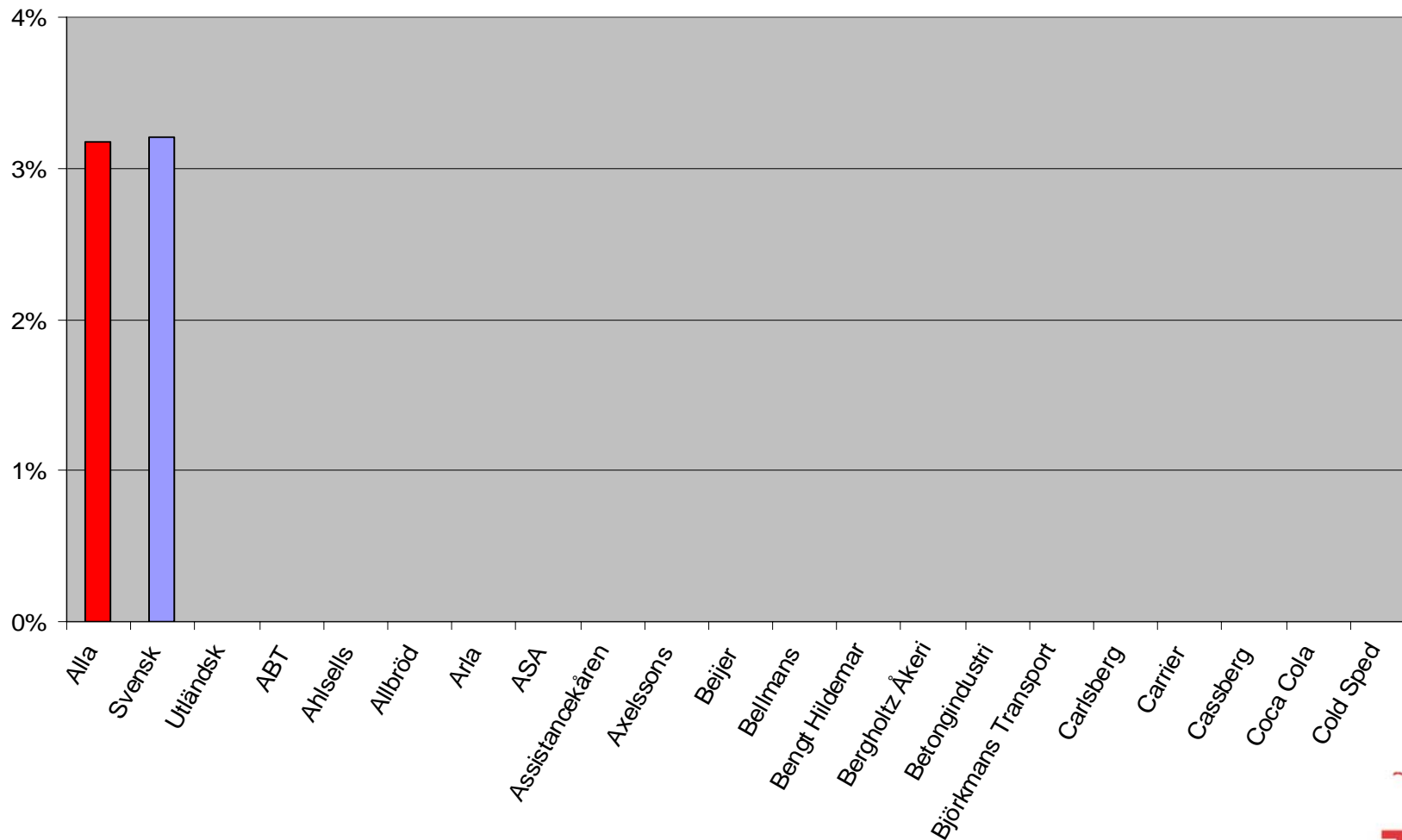
Andel transporter med Lastbil i % 1-6 km/h över hast



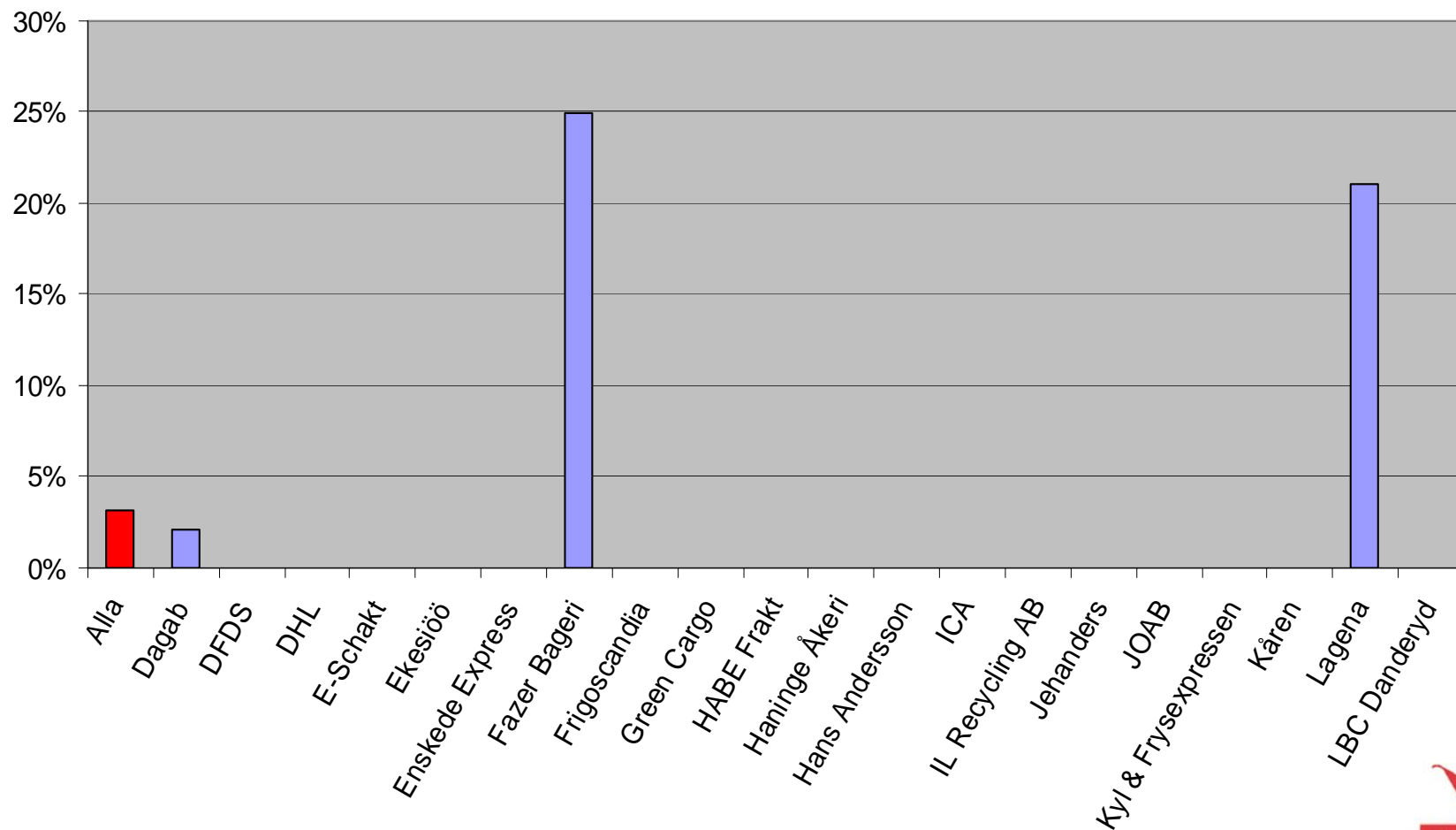
Andel transporter med Lastbil i % 1-6 km/h över hast



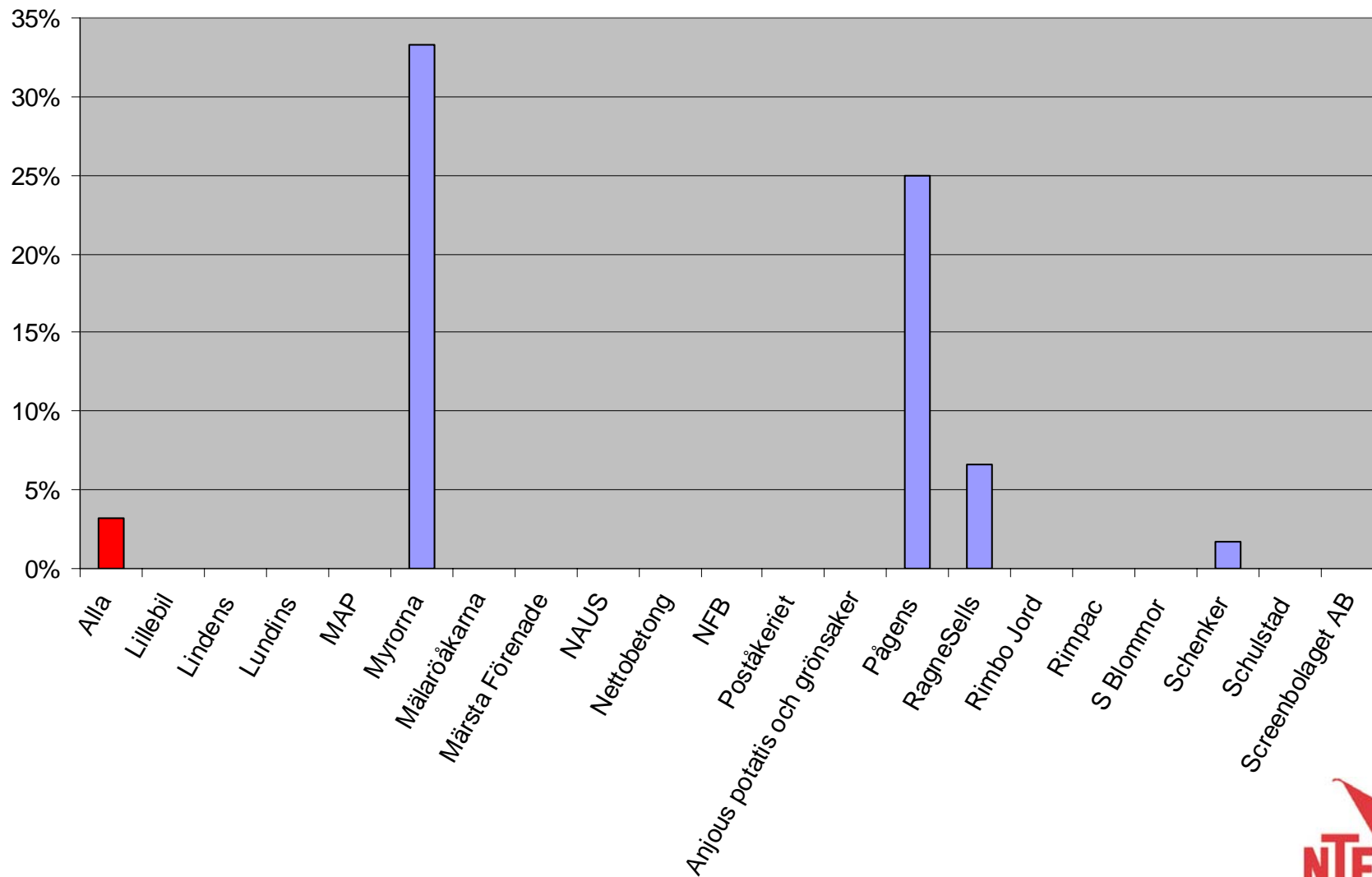
Andel transporter 7 eller >7 km/h över hast i % Lastbil



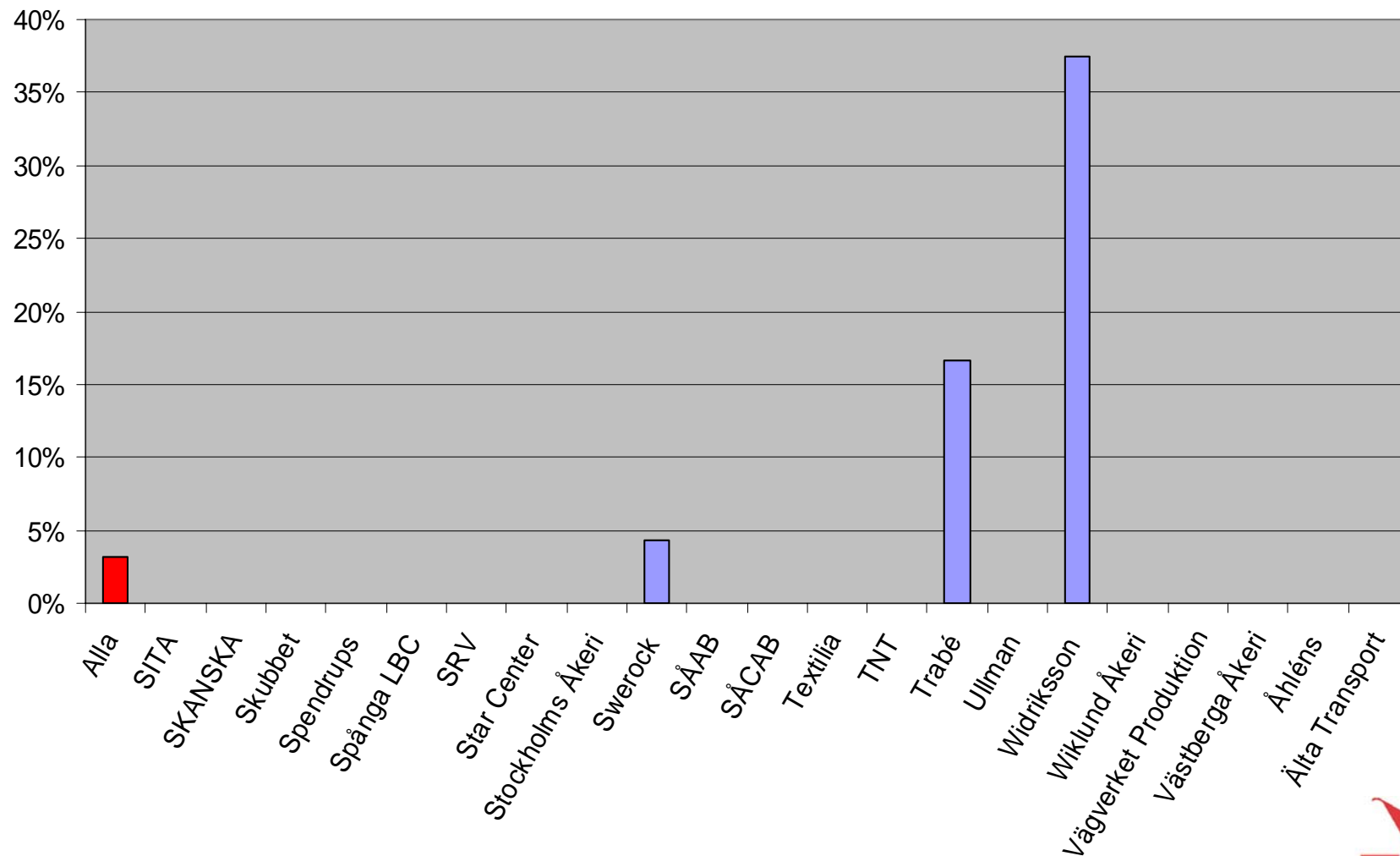
Andel transporter 7 eller >7 km/h över hast i % Lastbil



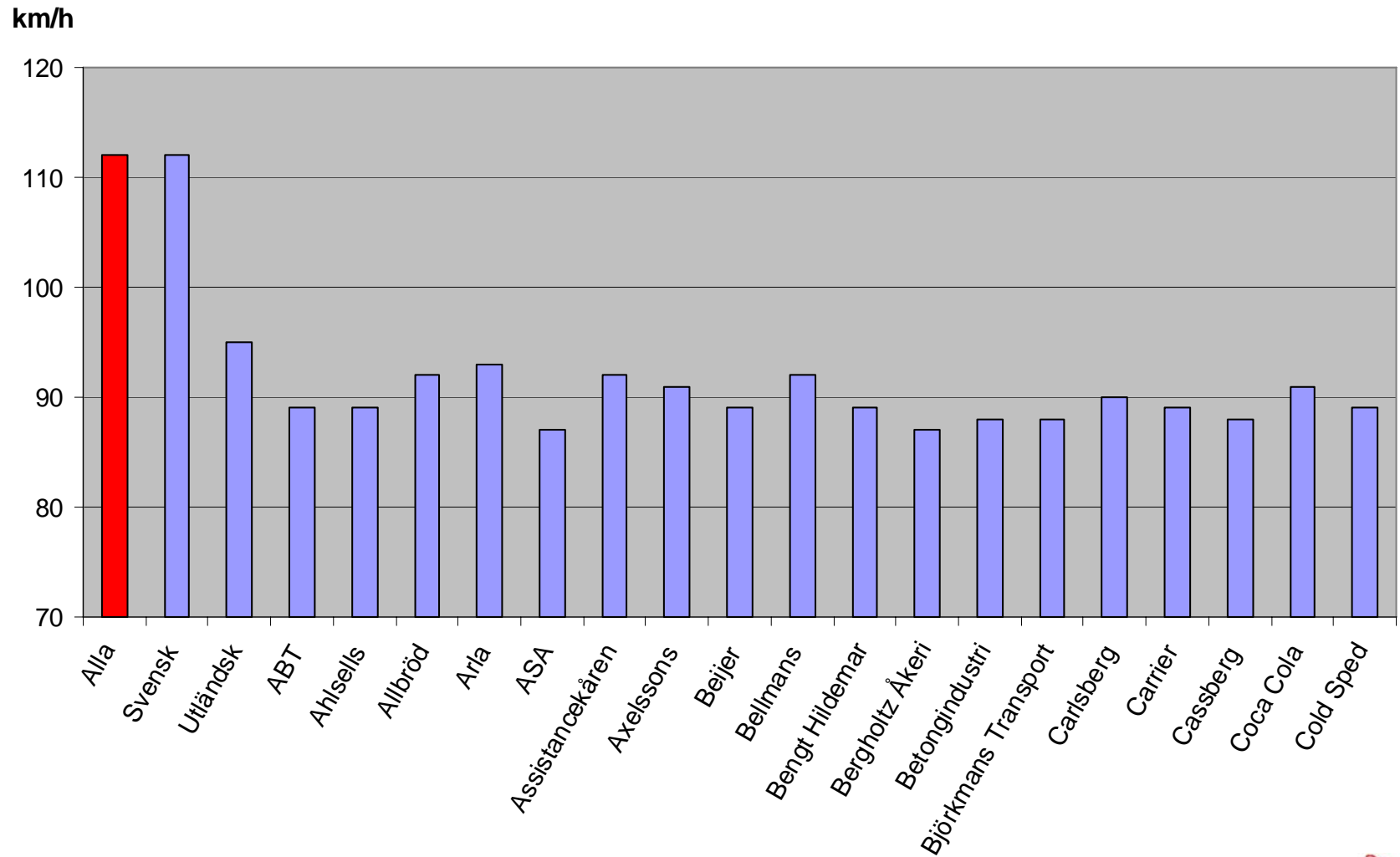
Andel transporter 7 eller >7 km/h över hast i % Lastbil



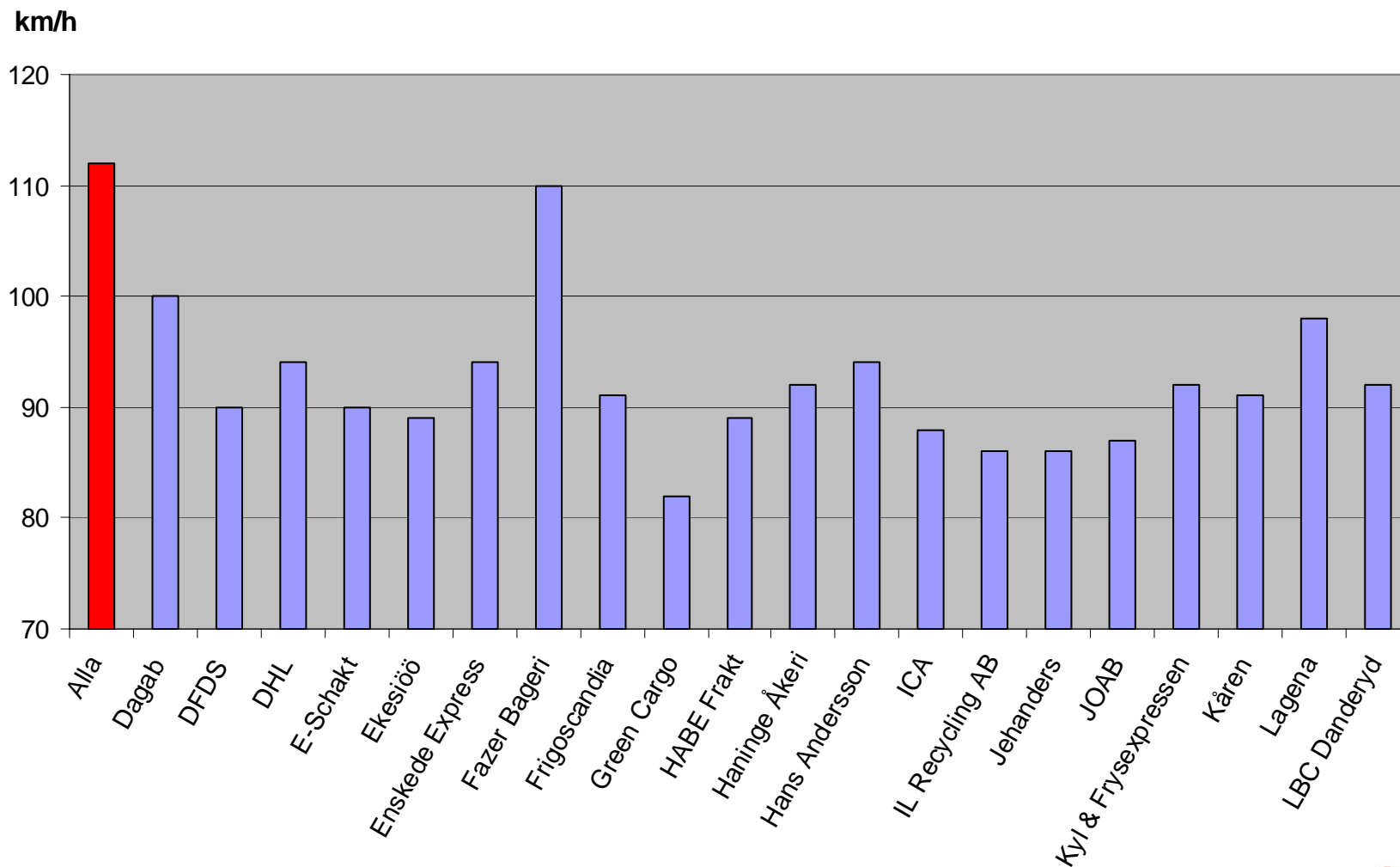
Andel transporter 7 eller >7 km/h över hast i % Lastbil



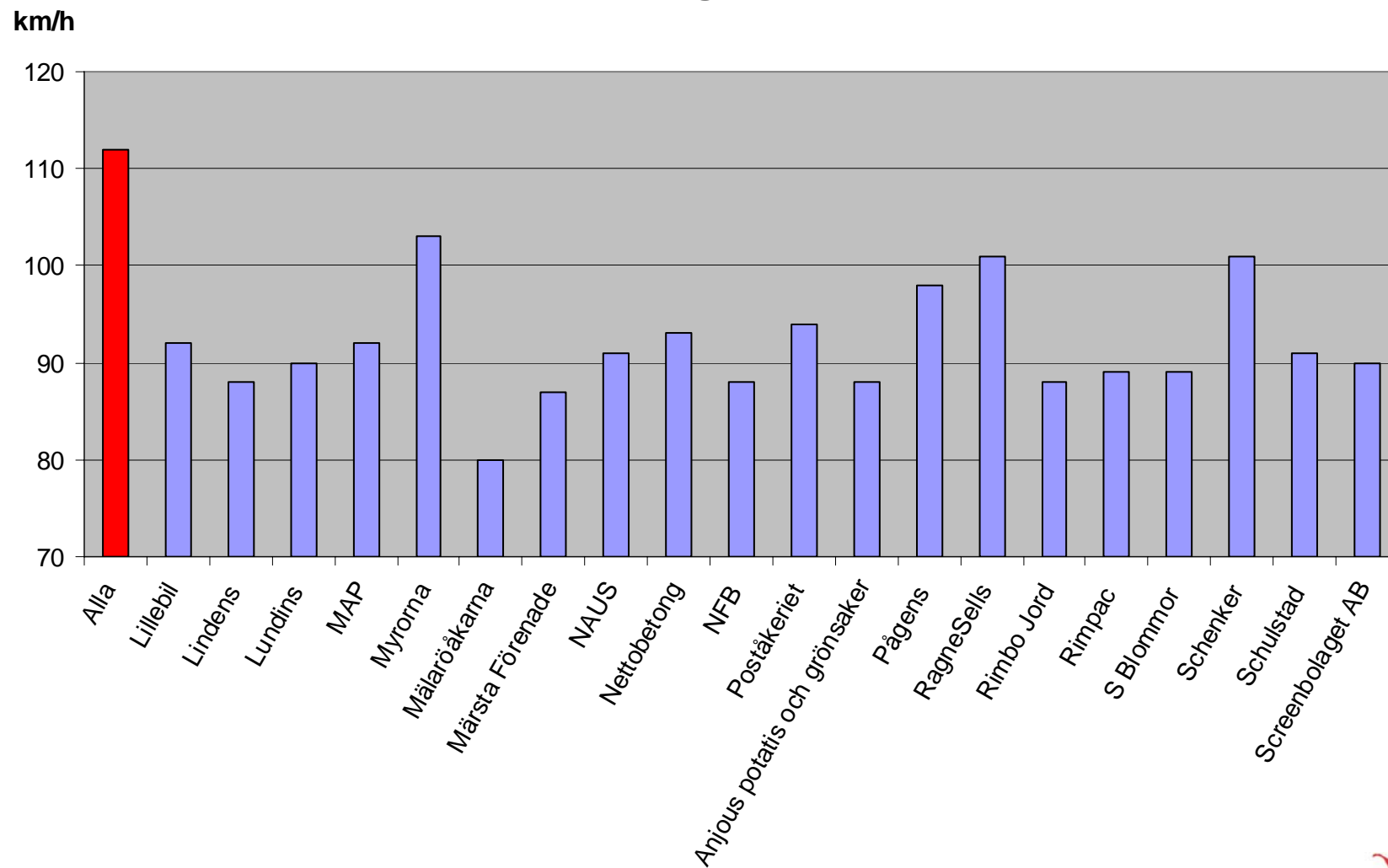
Topphastighet Lastbil



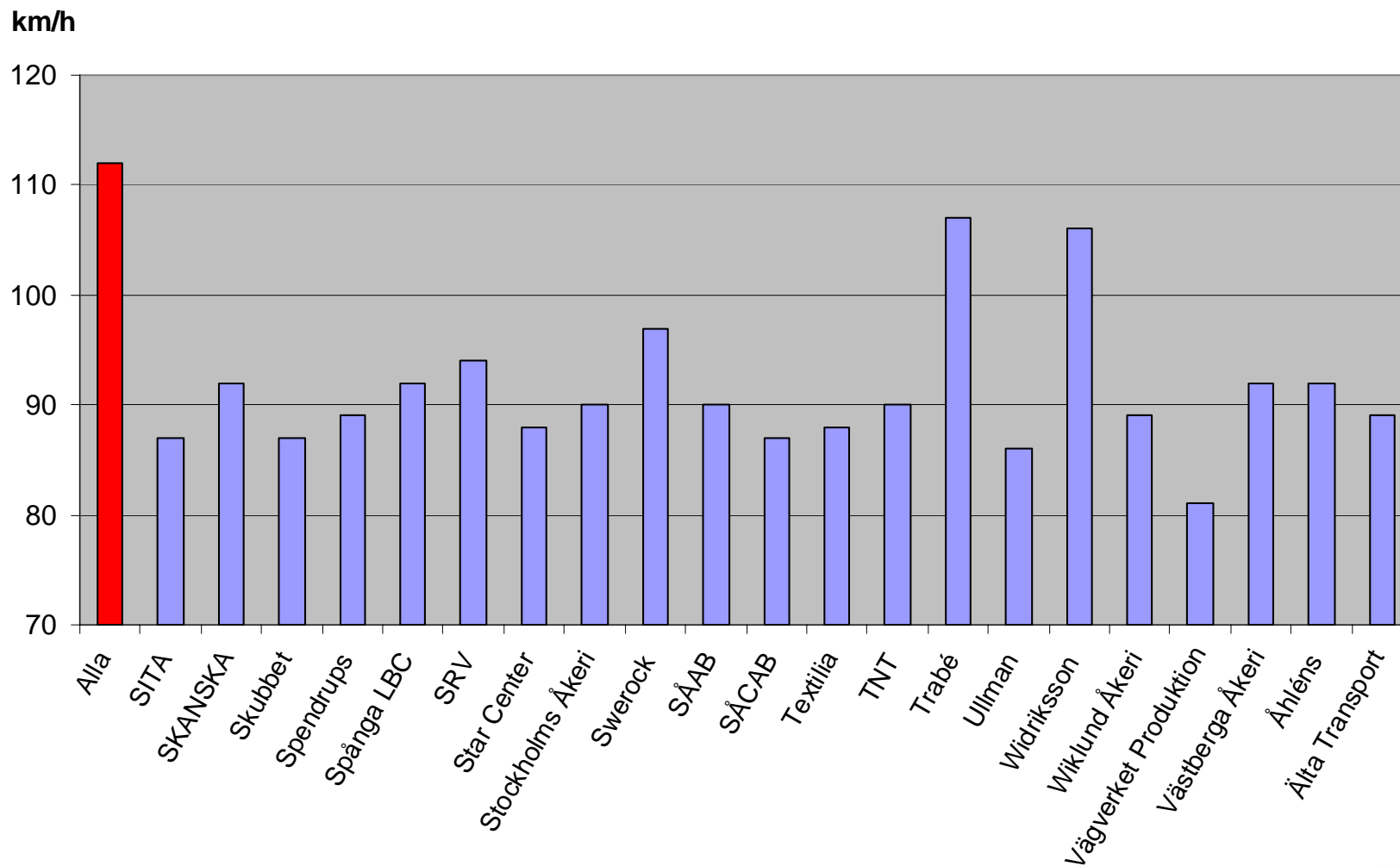
Topphastighet Lastbil



Topphastighet Lastbil



Topphastighet Lastbil



Bil och släp, högsta tillåtna hastighet 80 km/h Sida 1/5

| Kategori | Medel | Antal obs | Andel lagliga | 1 -6 km/h över | >7km/h över | Topp km/h | 85 percentil |
|-------------------------|-------------|-------------|---------------|----------------|-------------|------------|--------------|
| Alla | 84,6 | 1625 | 21% | 43% | 37% | 102 | 89,0 |
| Svensk | 84,5 | 1244 | 22% | 43% | 36% | 101 | 89,0 |
| Utländsk | 85,0 | 381 | 17% | 42% | 41% | 102 | 89,0 |
| ABT | 84,0 | 15 | 20% | 40% | 40% | 88 | 87,0 |
| ADR | 85,9 | 7 | 0% | 43% | 57% | 90 | 88,2 |
| Air Liquide | 88,0 | 3 | 0% | 0% | 100% | 89 | 88,7 |
| Alviks Åkeri | 83,0 | 6 | 33% | 50% | 17% | 88 | 85,8 |
| Arla | 86,9 | 8 | 13% | 25% | 63% | 92 | 90,0 |
| Ballast | 89,8 | 4 | 0% | 25% | 75% | 94 | 92,7 |
| Bellmans | 79,3 | 7 | 43% | 57% | 0% | 83 | 82,1 |
| Bilfrakt | 85,7 | 3 | 33% | 33% | 33% | 96 | 91,5 |
| Billefält | 81,8 | 13 | 46% | 38% | 15% | 88 | 86,2 |
| BM Transport | 88,8 | 5 | 0% | 20% | 80% | 91 | 90,4 |
| Bussgods | 93,8 | 5 | 0% | 20% | 80% | 101 | 99,2 |
| Börje Jönssons Åkeri AB | 82,3 | 3 | 33% | 33% | 33% | 88 | 86,2 |
| Cementa | 86,8 | 8 | 0% | 38% | 63% | 89 | 88,0 |

Bil och släp, högsta tillåtna hastighet 80 km/h Sida 2/4

| Kategori | Medel | Antal obs | Andel lagliga | 1 -6 km/h över | >7km/h över | Topp km/h | 85 percentil |
|---------------------|-------|-----------|---------------|----------------|-------------|-----------|--------------|
| Coca Cola | 85,6 | 18 | 17% | 28% | 56% | 93 | 88,5 |
| ColdSped | 81,0 | 3 | 33% | 33% | 33% | 89 | 86,6 |
| Contiga | 83,3 | 13 | 31% | 38% | 31% | 88 | 88,0 |
| COOP | 83,5 | 4 | 25% | 50% | 25% | 90 | 87,8 |
| Dagab | 83,3 | 18 | 28% | 50% | 22% | 100 | 87,5 |
| DFDS | 86,5 | 12 | 8% | 33% | 58% | 98 | 89,4 |
| DHL | 85,4 | 67 | 16% | 36% | 48% | 96 | 90,0 |
| Edebo Såg | 80,0 | 6 | 50% | 50% | 0% | 84 | 82,5 |
| Frigoscandia | 84,8 | 13 | 15% | 62% | 23% | 90 | 90,0 |
| HABE Frakt | 87,5 | 2 | 0% | 0% | 100% | 88 | 87,9 |
| Haninge Åkeri | 83,9 | 13 | 31% | 31% | 38% | 95 | 91,4 |
| Hydro | 86,3 | 3 | 0% | 33% | 67% | 88 | 88,0 |
| ICA | 82,5 | 11 | 36% | 45% | 18% | 95 | 87,5 |
| Kyl & Frysexpressen | 85,3 | 6 | 50% | 0% | 50% | 95 | 92,0 |
| Lantmännen | 81,0 | 4 | 25% | 75% | 0% | 83 | 82,6 |
| LBC Danderyd | 82,1 | 94 | 36% | 55% | 9% | 95 | 85,0 |

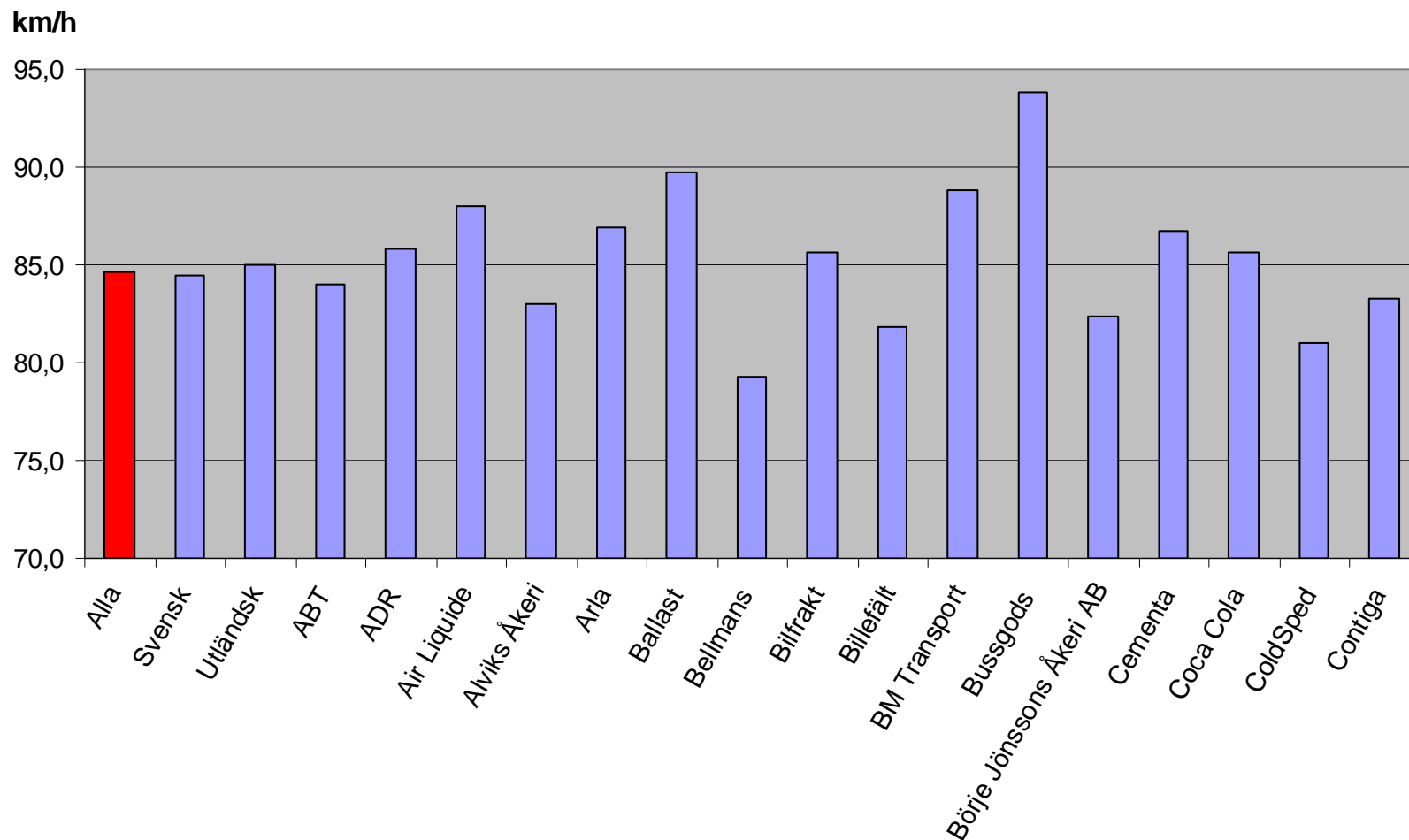
Bil och släp, högsta tillåtna hastighet 80 km/h Sida 3/4

| Kategori | Medel | Antal obs | Andel lagliga | 1 -6 km/h över | >7km/h över | Topp km/h | 85 percentil |
|---------------|-------|-----------|---------------|----------------|-------------|-----------|--------------|
| Melab | 83,0 | 13 | 31% | 31% | 38% | 88 | 87,2 |
| Nacka Express | 81,5 | 2 | 50% | 50% | 0% | 83 | 82,6 |
| OKQ8 | 87,1 | 7 | 0% | 14% | 86% | 89 | 88,1 |
| Poståkeriet | 81,6 | 11 | 27% | 64% | 9% | 88 | 84,0 |
| Preem | 84,6 | 8 | 0% | 75% | 25% | 87 | 87,0 |
| Pålgårds | 83,9 | 11 | 18% | 55% | 27% | 89 | 88,0 |
| RagnSells | 85,5 | 13 | 15% | 46% | 38% | 90 | 88,4 |
| Rimbo Jord | 82,2 | 55 | 35% | 51% | 15% | 94 | 86,0 |
| Rodenåkarna | 80,3 | 18 | 44% | 50% | 6% | 88 | 84,0 |
| Ros Ren | 79,8 | 4 | 75% | 25% | 0% | 86 | 82,4 |
| Schenker | 84,7 | 98 | 23% | 40% | 37% | 97 | 89,0 |
| SRV | 83,0 | 3 | 67% | 0% | 33% | 93 | 88,5 |

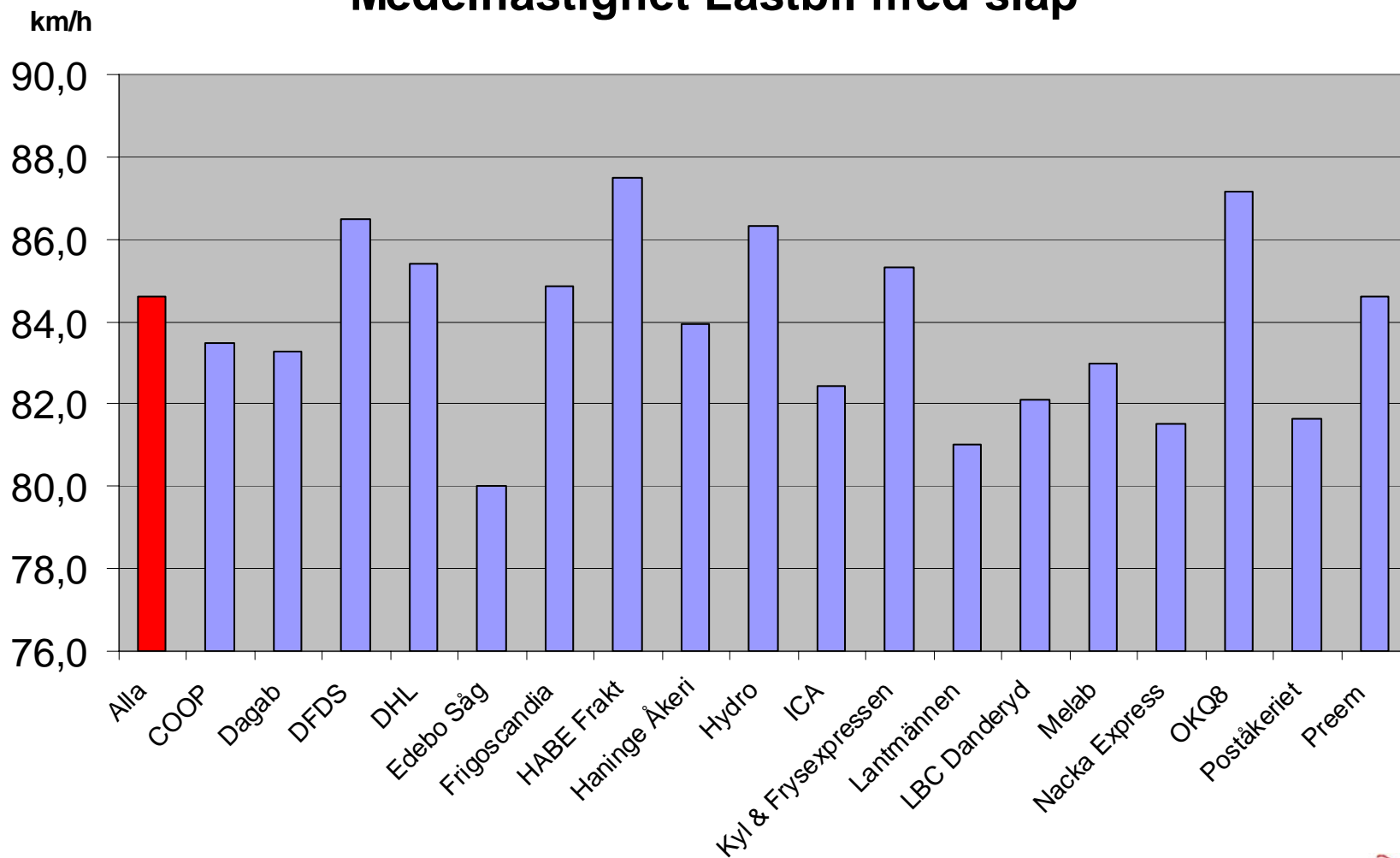
Bil och släp, högsta tillåtna hastighet 80 km/h Sida 4/4

| Kategori | Medel | Antal obs | Andel lagliga | 1 -6 km/h över | >7km/h över | Topp km/h | 85 percentil |
|------------------|-------|-----------|---------------|----------------|-------------|-----------|--------------|
| Statoil | 87,2 | 5 | 0% | 60% | 40% | 91 | 89,8 |
| Stockholms Åkeri | 85,2 | 44 | 25% | 32% | 43% | 100 | 89,0 |
| STT | 85,7 | 7 | 14% | 43% | 43% | 93 | 92,1 |
| Swedetrans | 87,7 | 3 | 0% | 0% | 100% | 88 | 88,0 |
| SÅCAB | 83,1 | 8 | 25% | 50% | 25% | 89 | 86,9 |
| SÖRAB | 81,6 | 8 | 50% | 38% | 13% | 87 | 84,0 |
| Textilila | 83,9 | 10 | 30% | 20% | 50% | 88 | 87,7 |
| TNT | 84,8 | 4 | 0% | 75% | 25% | 90 | 87,3 |
| Wiklunds Åkeri | 84,5 | 6 | 0% | 67% | 33% | 88 | 87,3 |
| Västberga Åkeri | 87,6 | 9 | 0% | 33% | 67% | 96 | 89,8 |

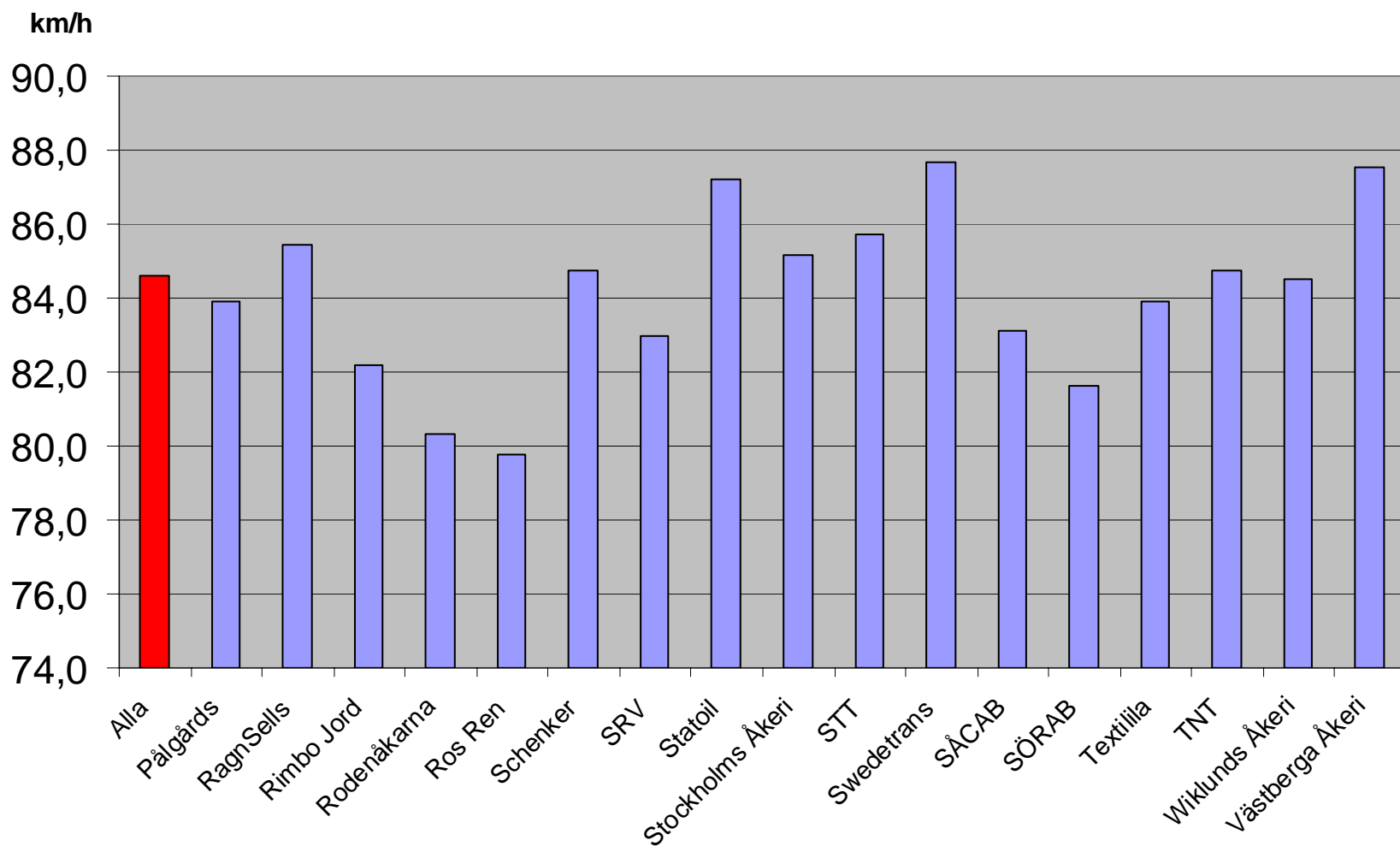
Medelhastighet Lastbil med släp



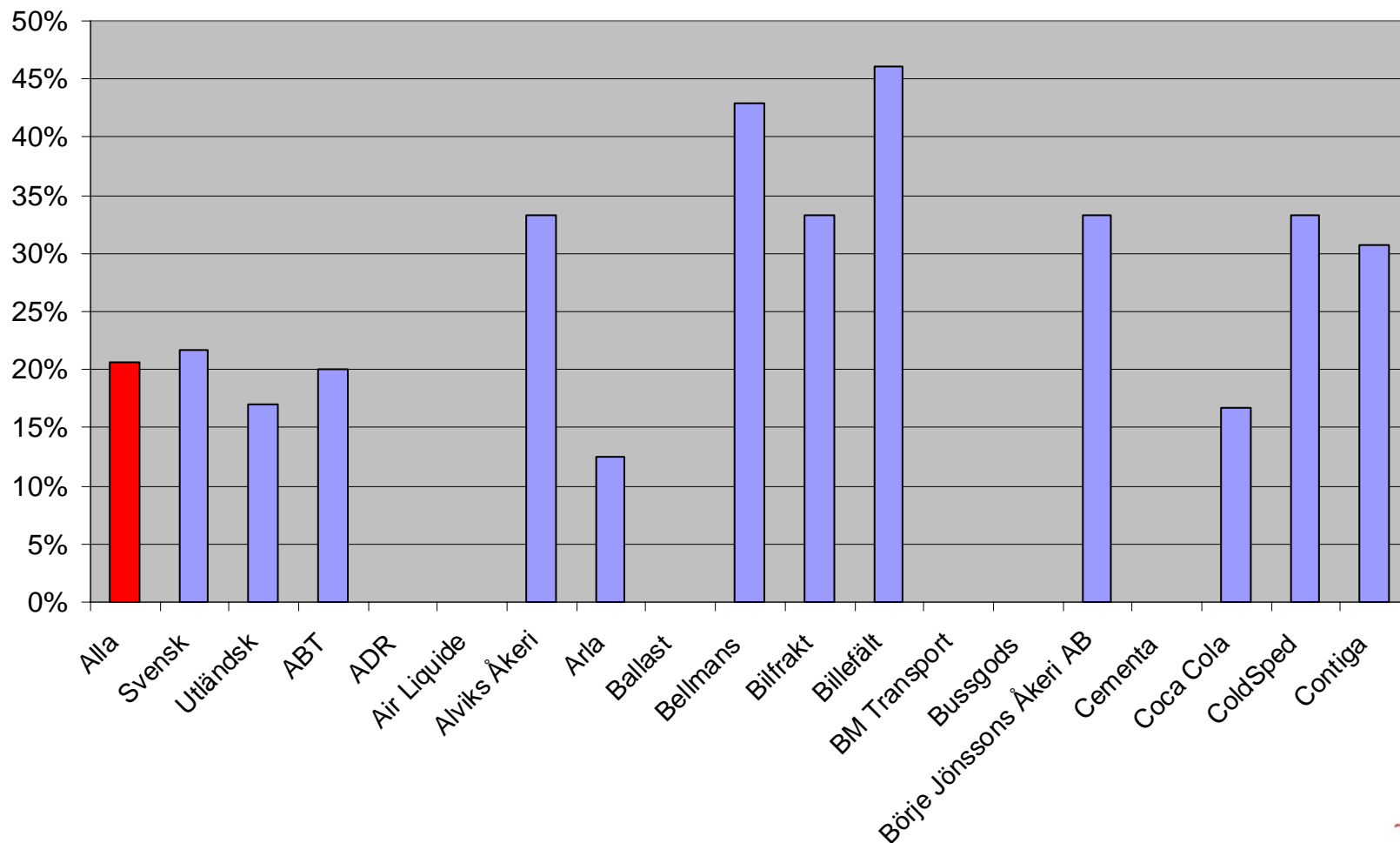
Medelhastighet Lastbil med släp



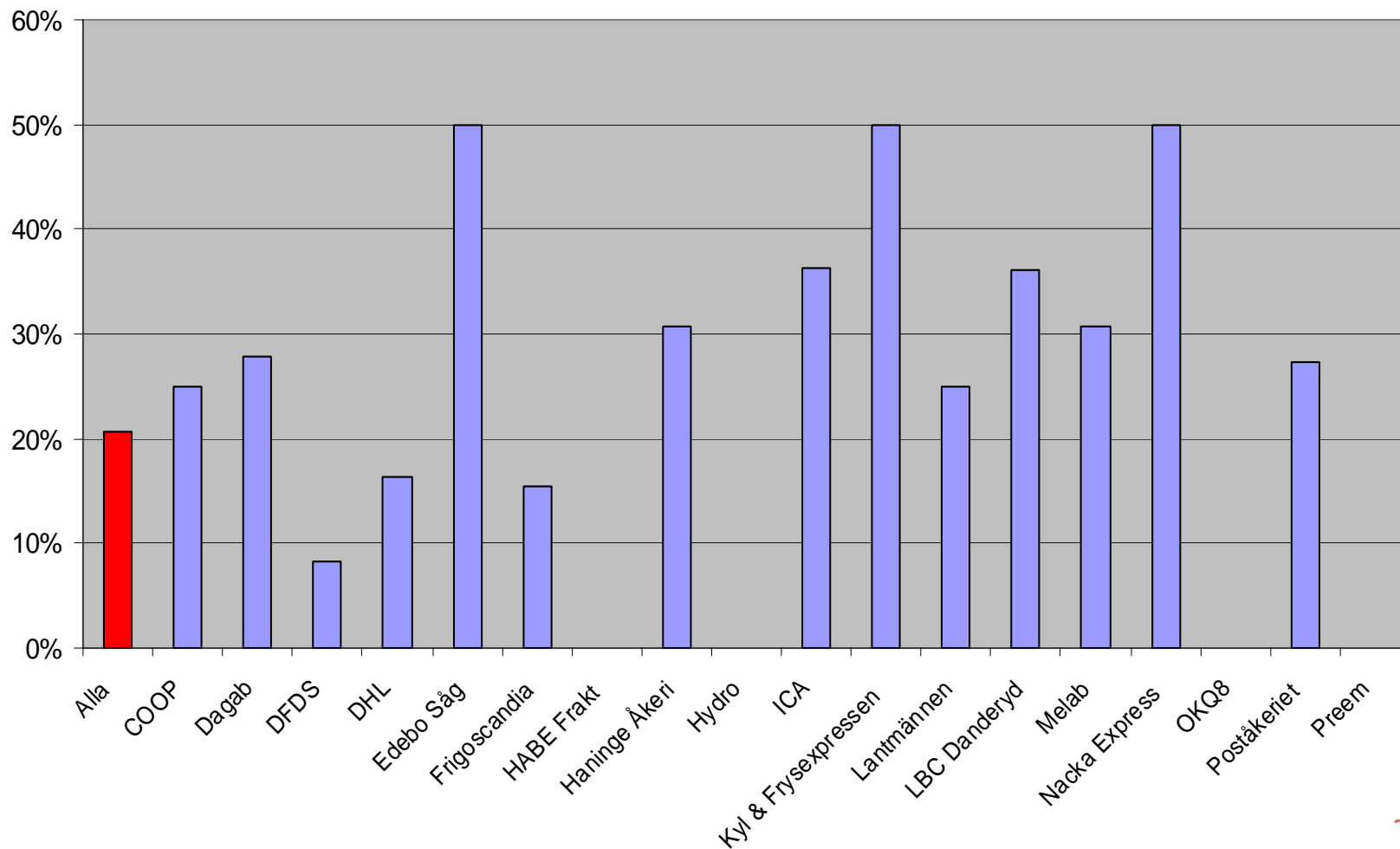
Medelhastighet Lastbil med släp



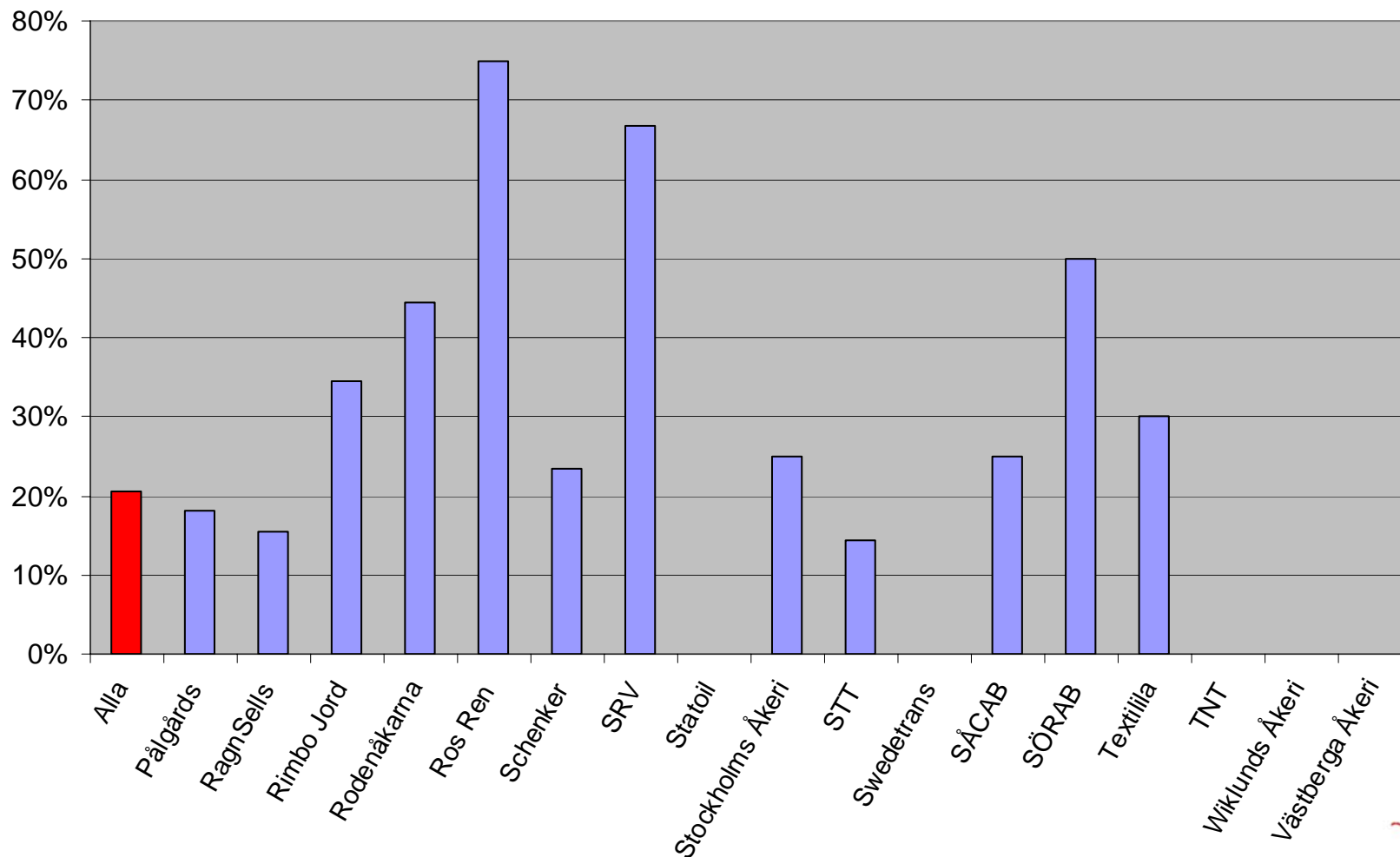
Andel lagliga transporter i % Lastbil med släp



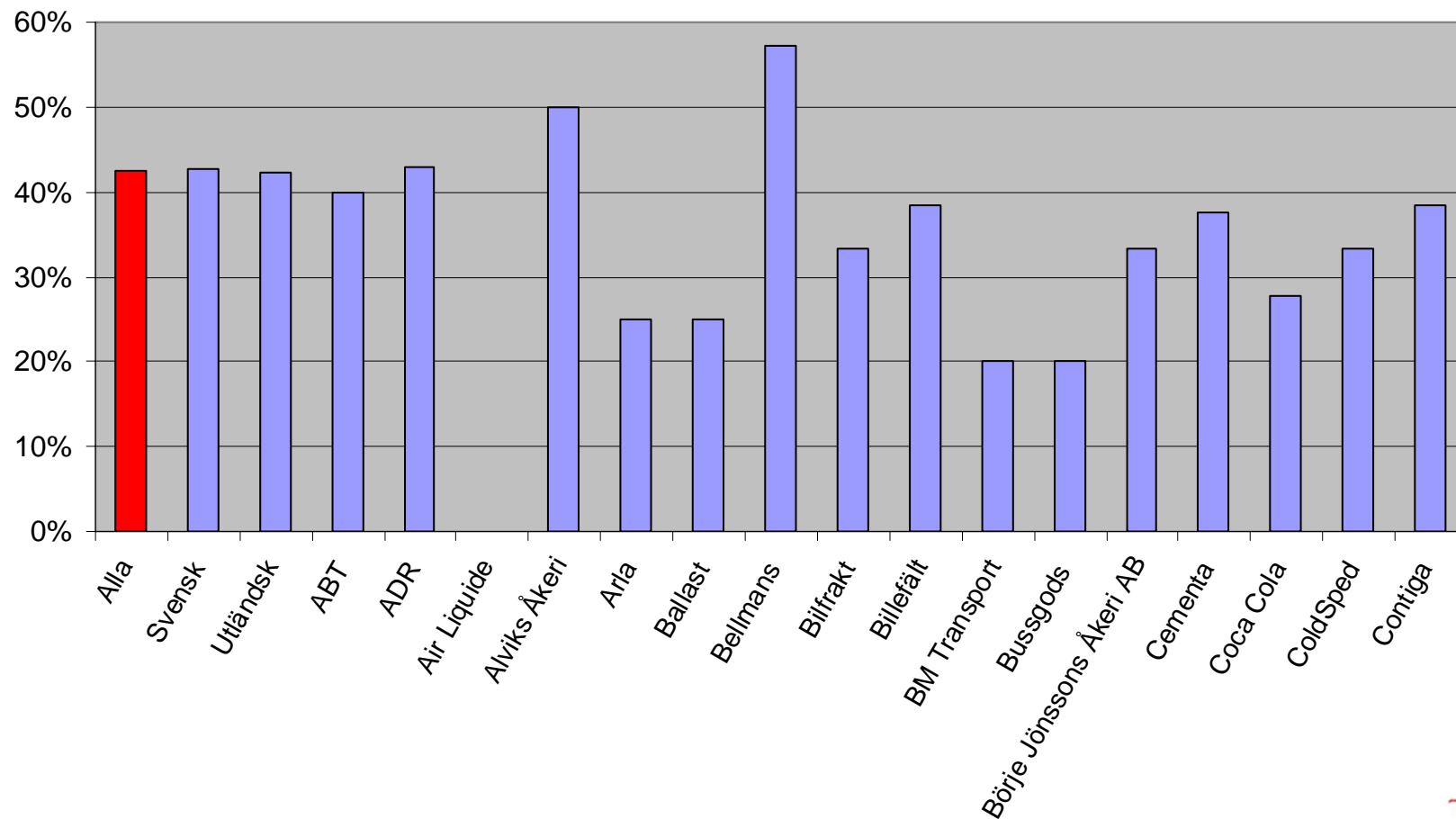
Andel lagliga transporter i % Lastbil med släp



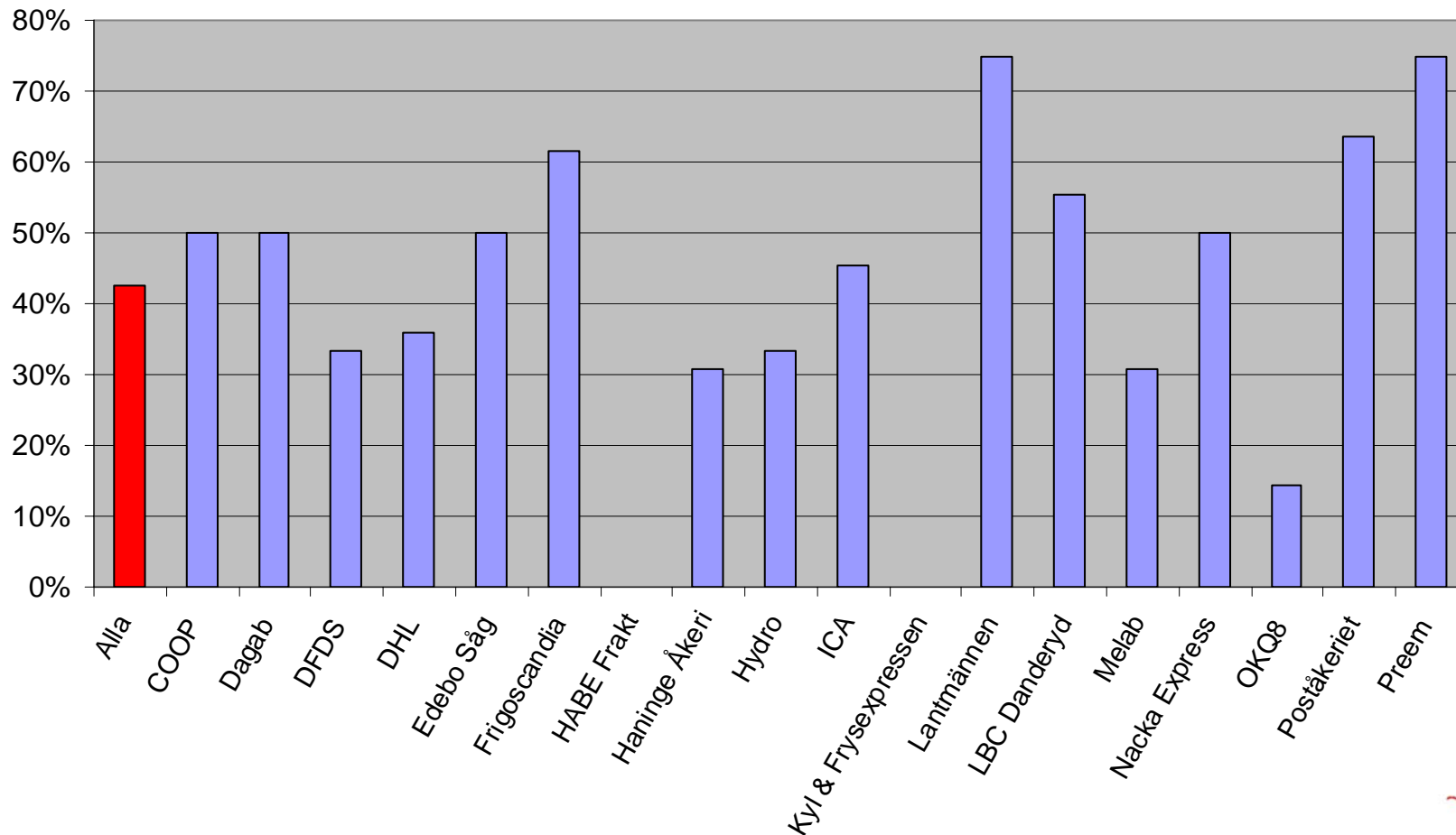
Andel lagliga transporter i % Lastbil med släp



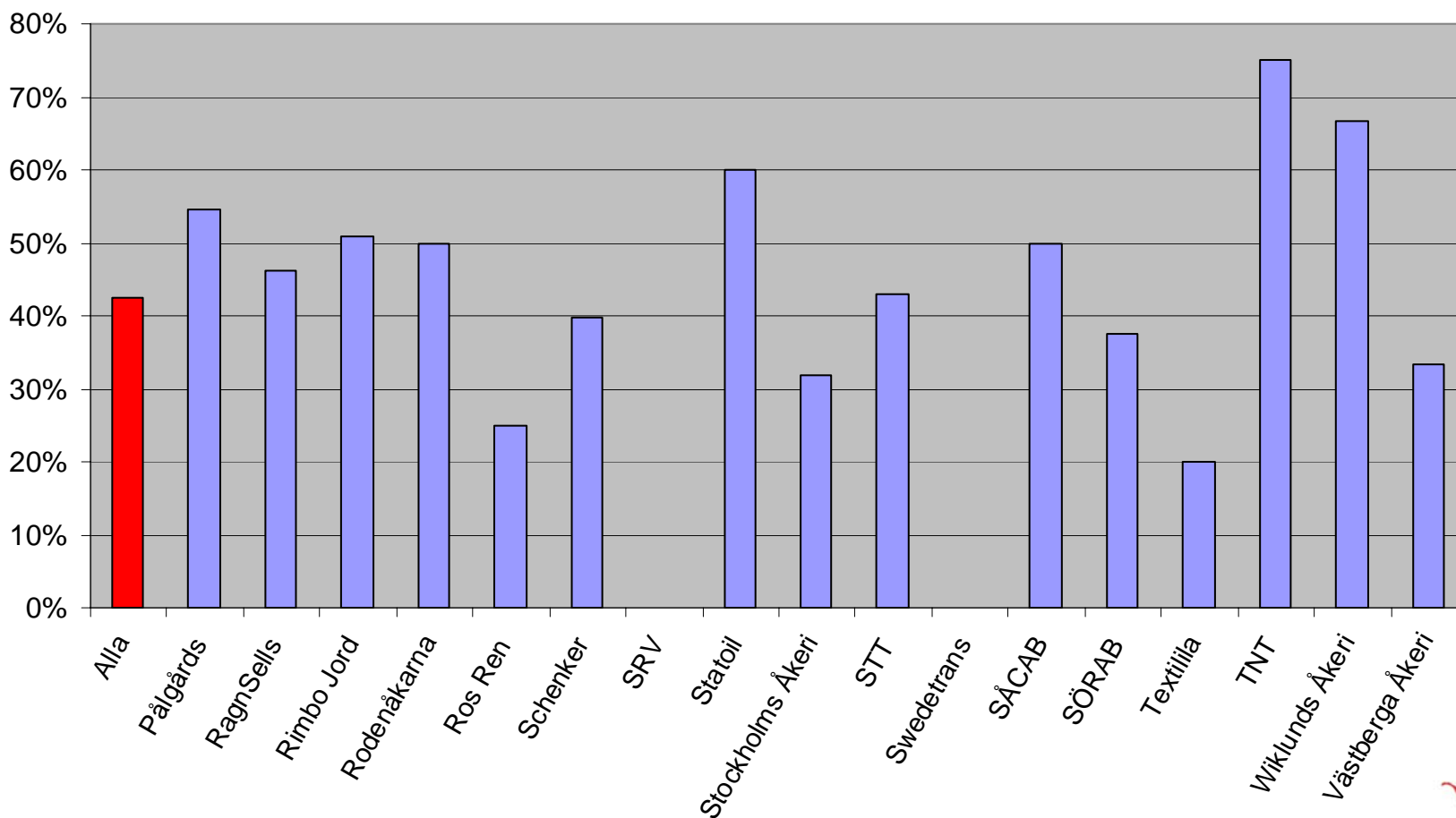
Andel transporter med Lastbil och släp i % 1-6 km/h över hast



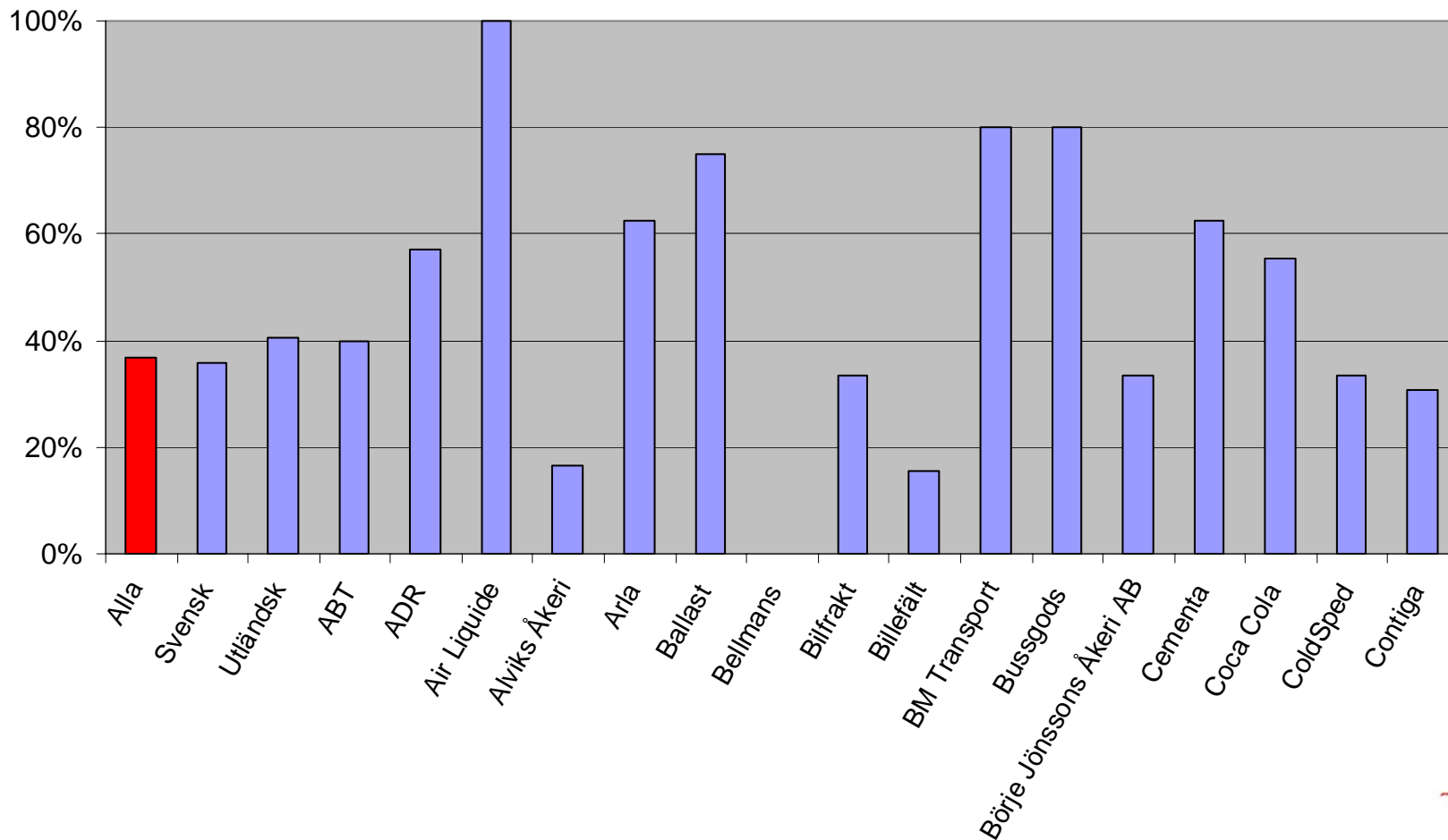
Andel transporter med Lastbil och släp i % 1-6 km/h över hast



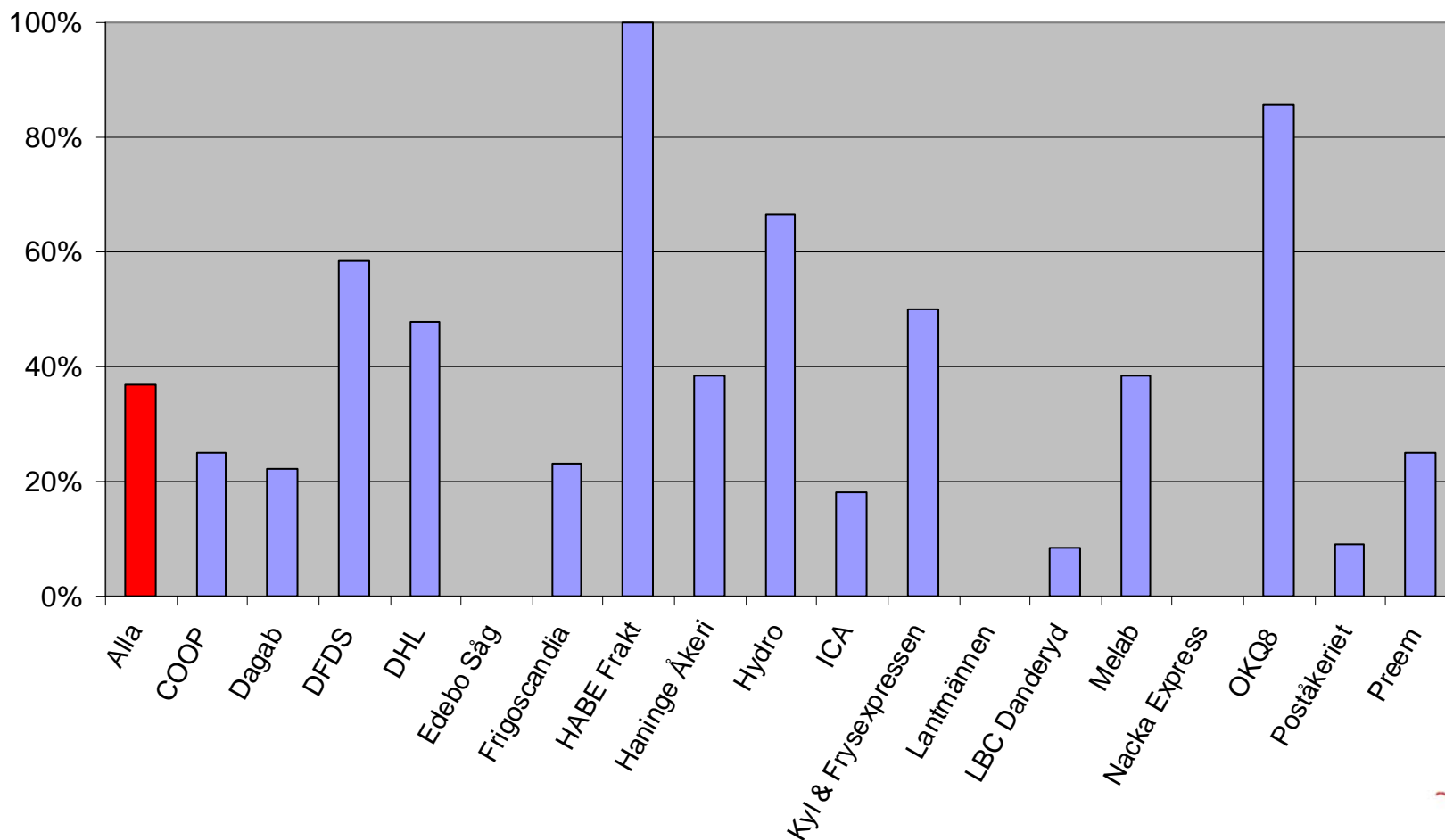
Andel transporter med Lastbil och släp i % 1-6 km/h över hast



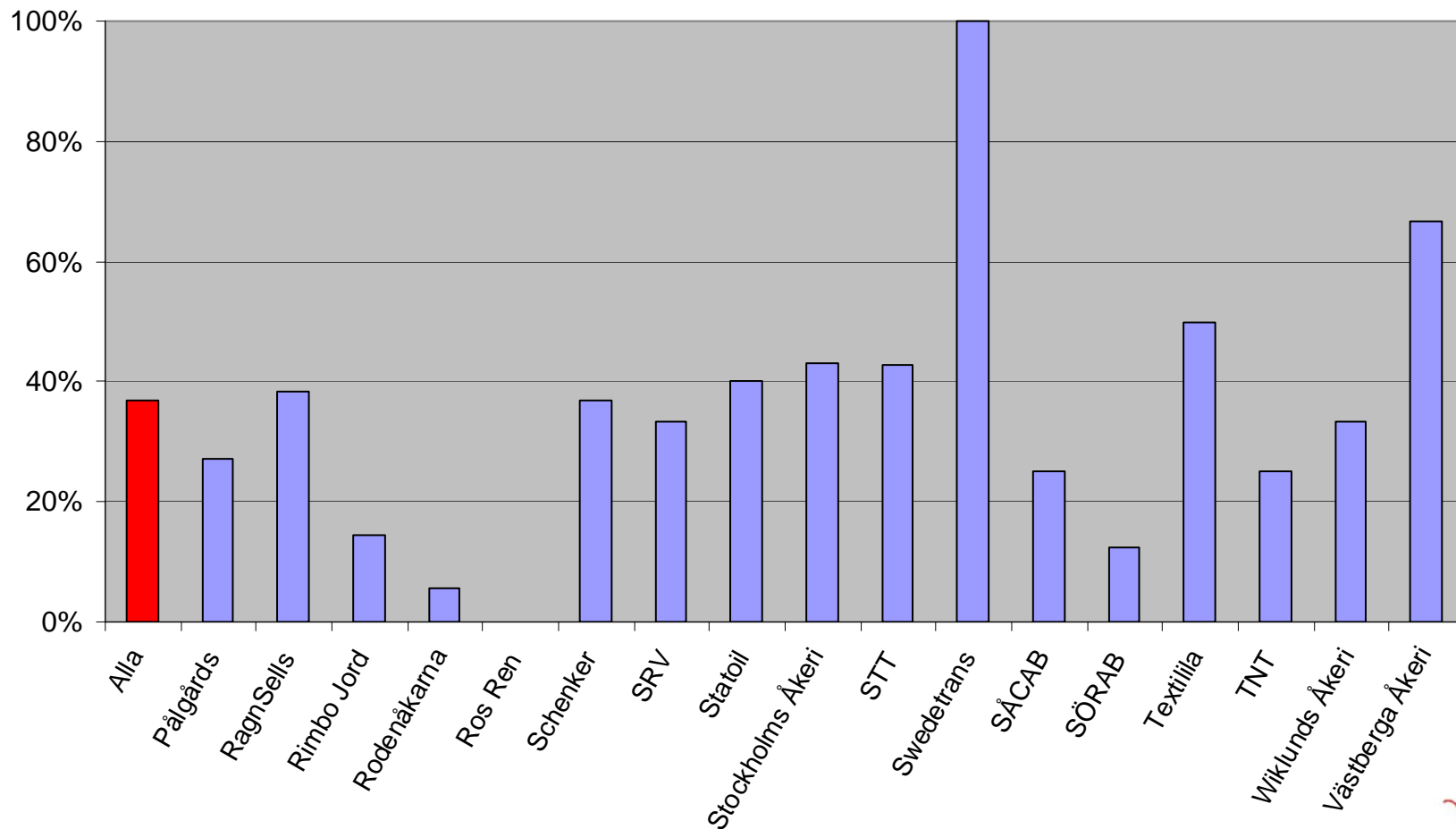
Andel Lastbilar med släp i % med 7 eller >7 km/h över hastighet



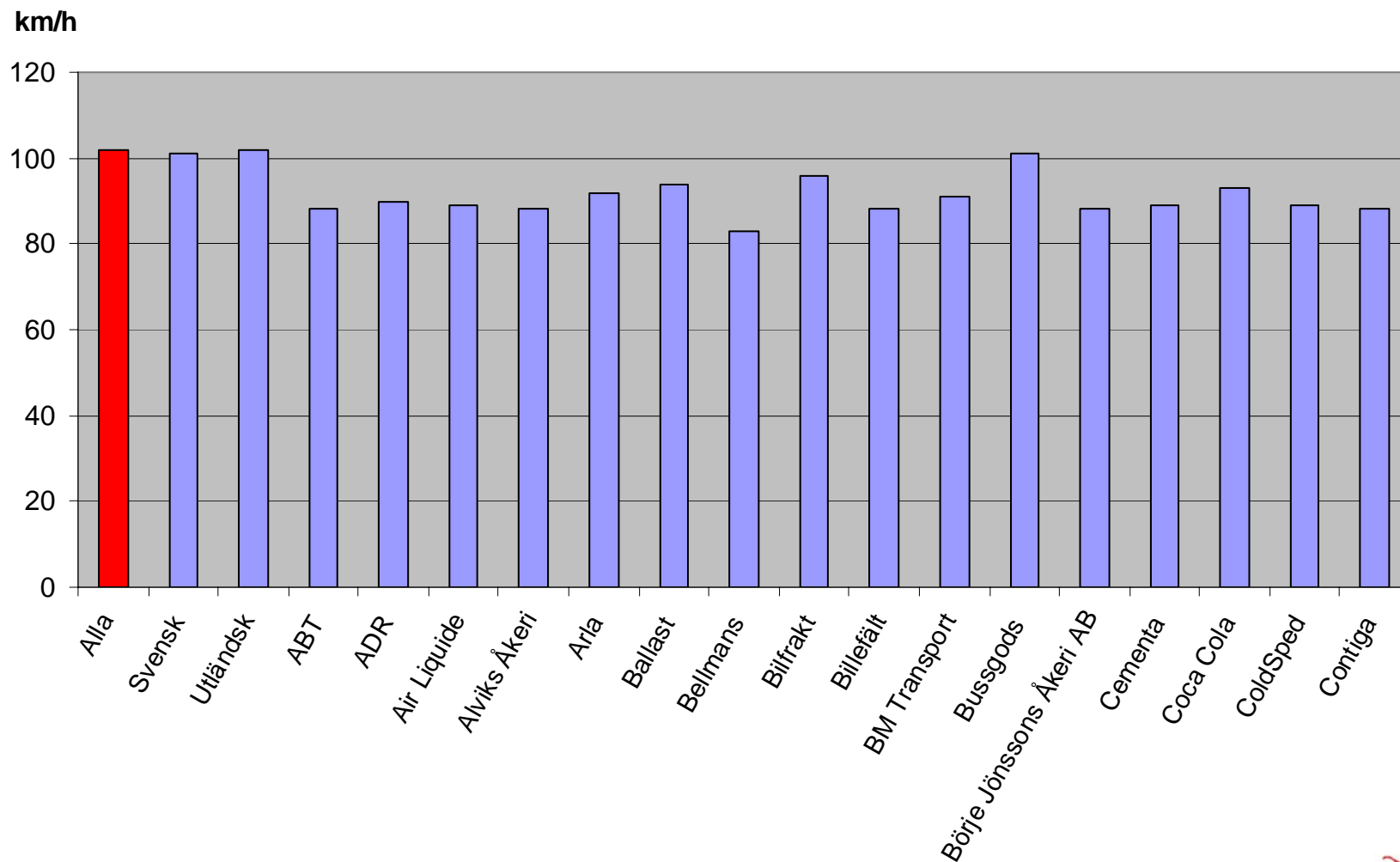
Andel Lastbilar med släp i % med 7 eller >7 km/h över hastighet



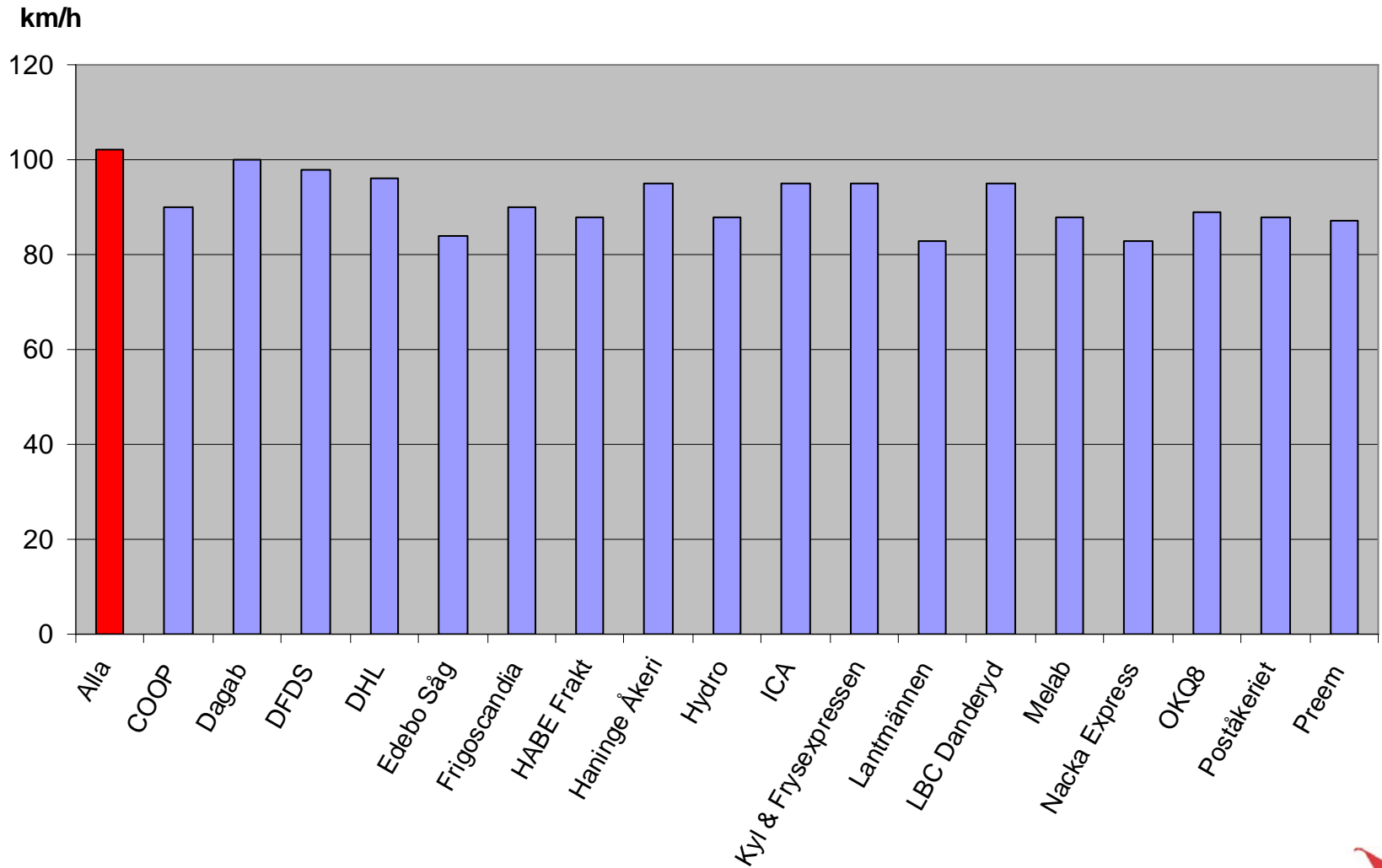
Andel Lastbilar med släp i % med 7 eller >7 km/h över hastighet



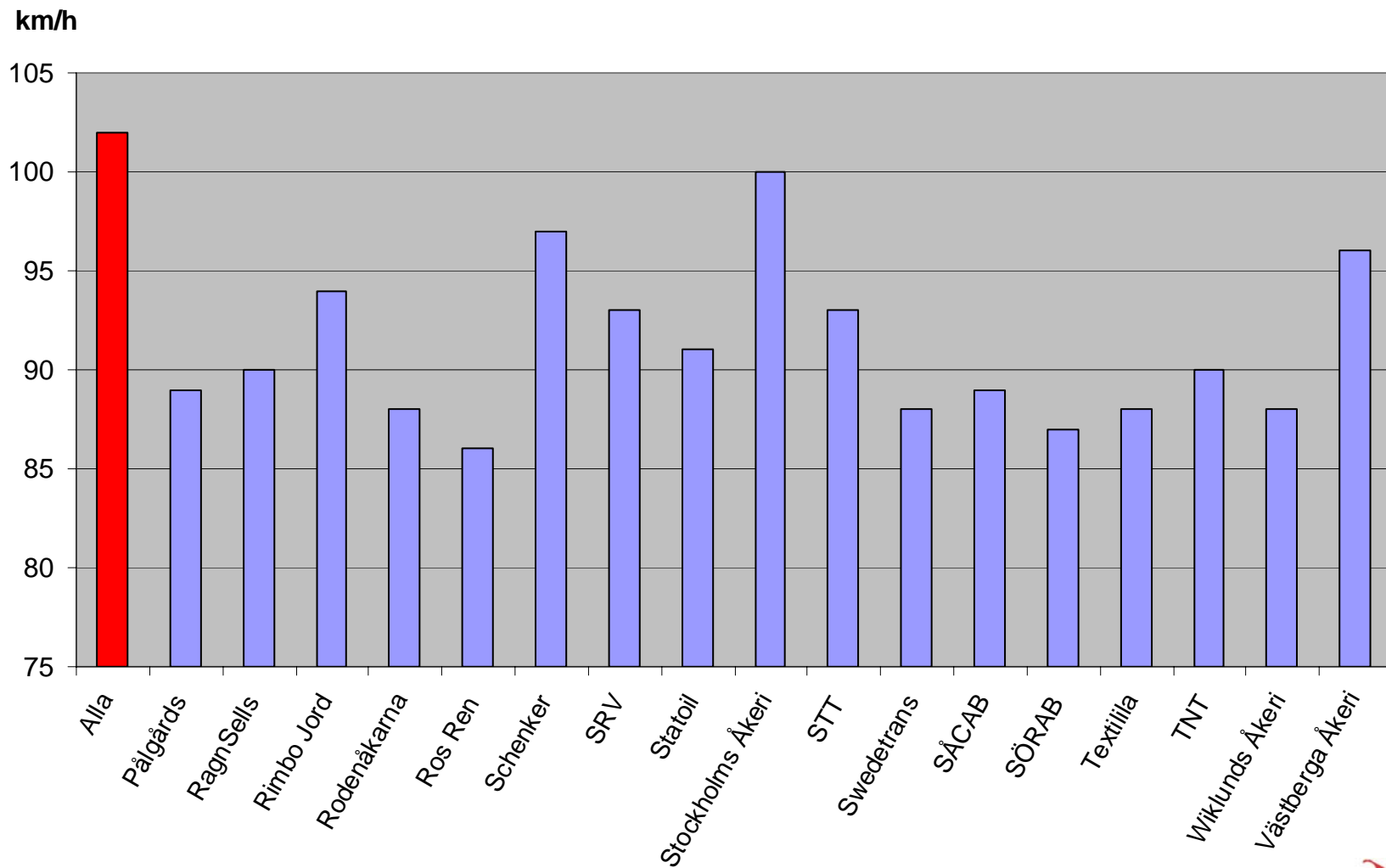
Tophastighet Lastbil med släp



Topphastighet Lastbi med släp



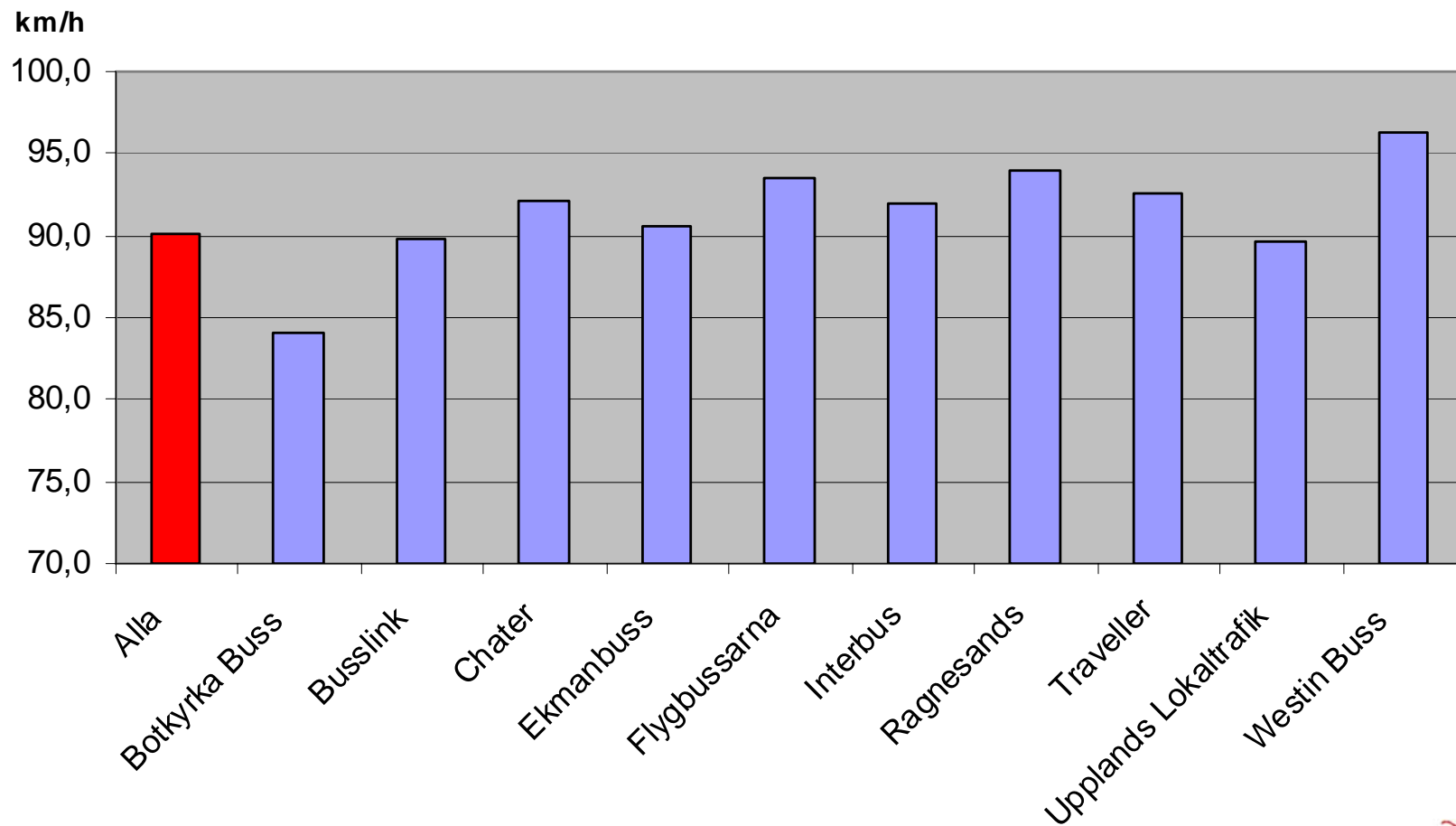
Topphastighet Lastbil med släp



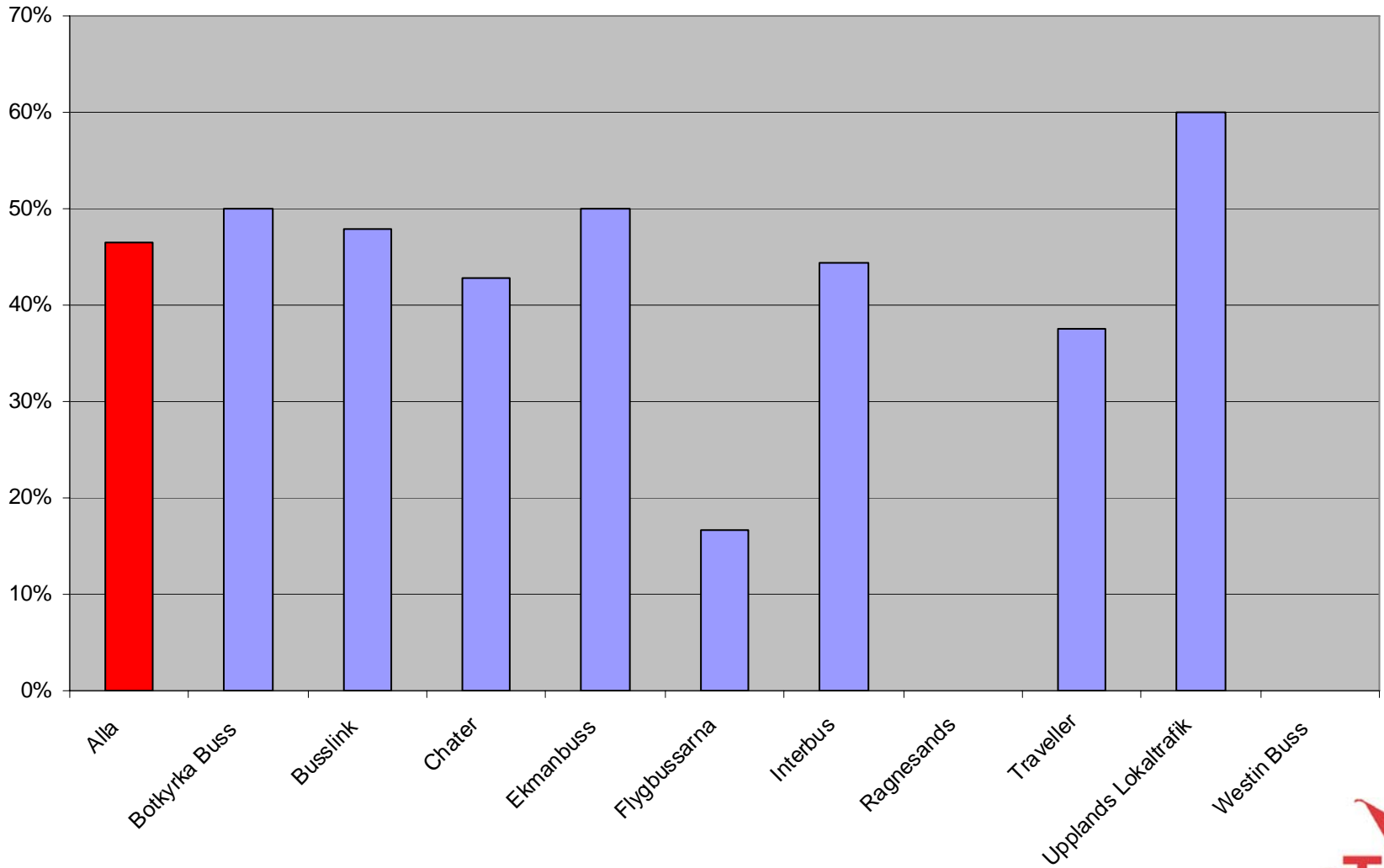
Buss, högsta tillåtna hastighet 90 km/h

| Kategori | Medel | Antal obs | Andel lagliga | 1 -6 km/h över | >7km/h över | Topp km/h | 85 percentil |
|----------------------|-------|-----------|---------------|----------------|-------------|-----------|--------------|
| Alla | 90,2 | 636 | 47% | 43% | 11% | 104 | 95,0 |
| Botkyrka Buss | 84,0 | 2 | 50% | 50% | 0% | 96 | 92,4 |
| Busslink | 89,9 | 526 | 48% | 43% | 9% | 104 | 94,0 |
| Chater | 92,2 | 21 | 43% | 33% | 24% | 101 | 97,0 |
| Ekmanbuss | 90,5 | 2 | 50% | 50% | 0% | 93 | 92,3 |
| Flygbussarna | 93,5 | 6 | 17% | 50% | 33% | 98 | 97,3 |
| Interbus | 92,0 | 9 | 44% | 44% | 11% | 102 | 95,8 |
| Ragnesands | 94,0 | 2 | 0% | 100% | 0% | 95 | 94,7 |
| Traveller | 92,6 | 16 | 38% | 44% | 19% | 100 | 97,3 |
| Upplands Lokaltrafik | 89,7 | 15 | 60% | 27% | 13% | 99 | 94,9 |
| Westin Buss | 96,3 | 4 | 0% | 50% | 50% | 101 | 100,6 |

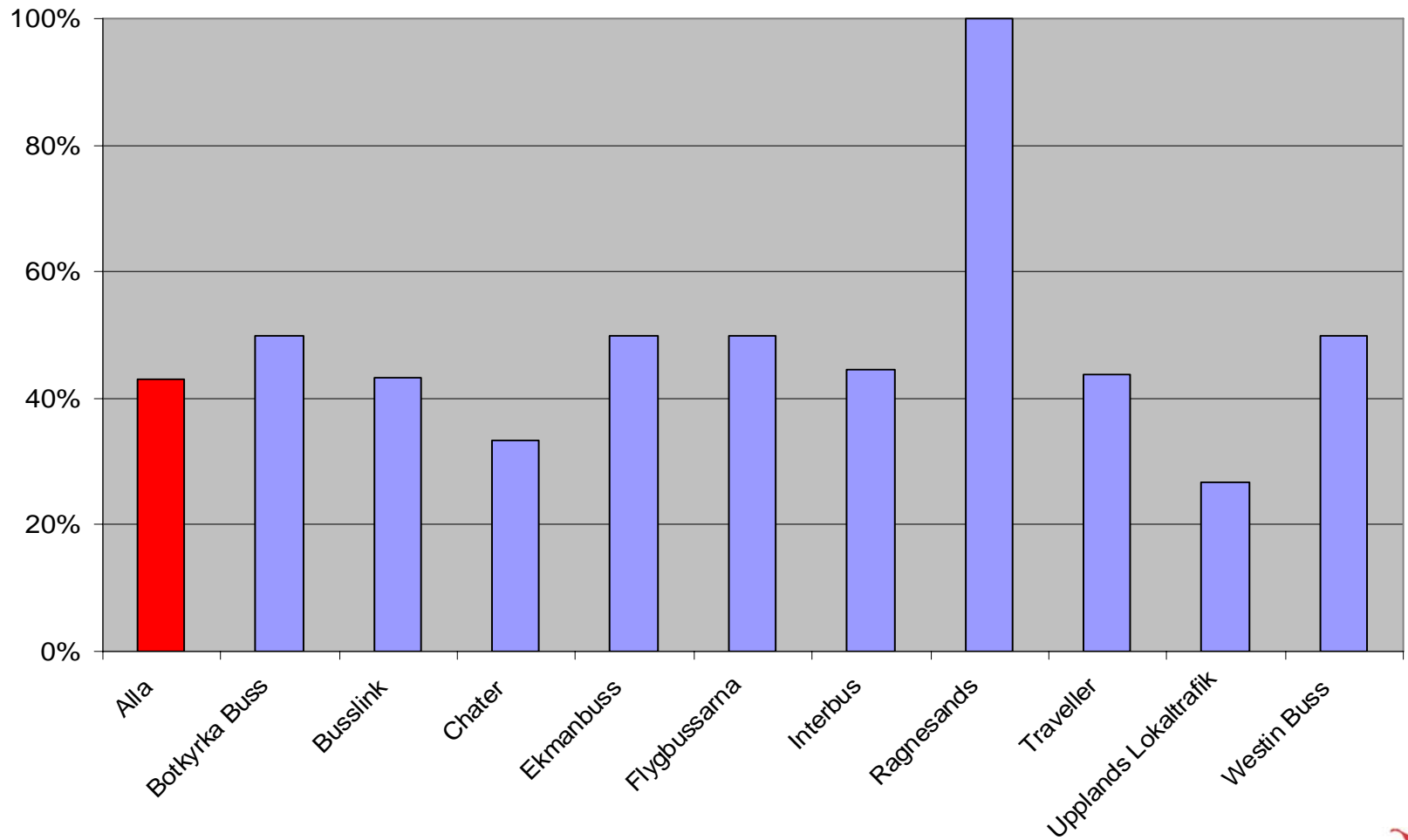
Medelhastighet Buss



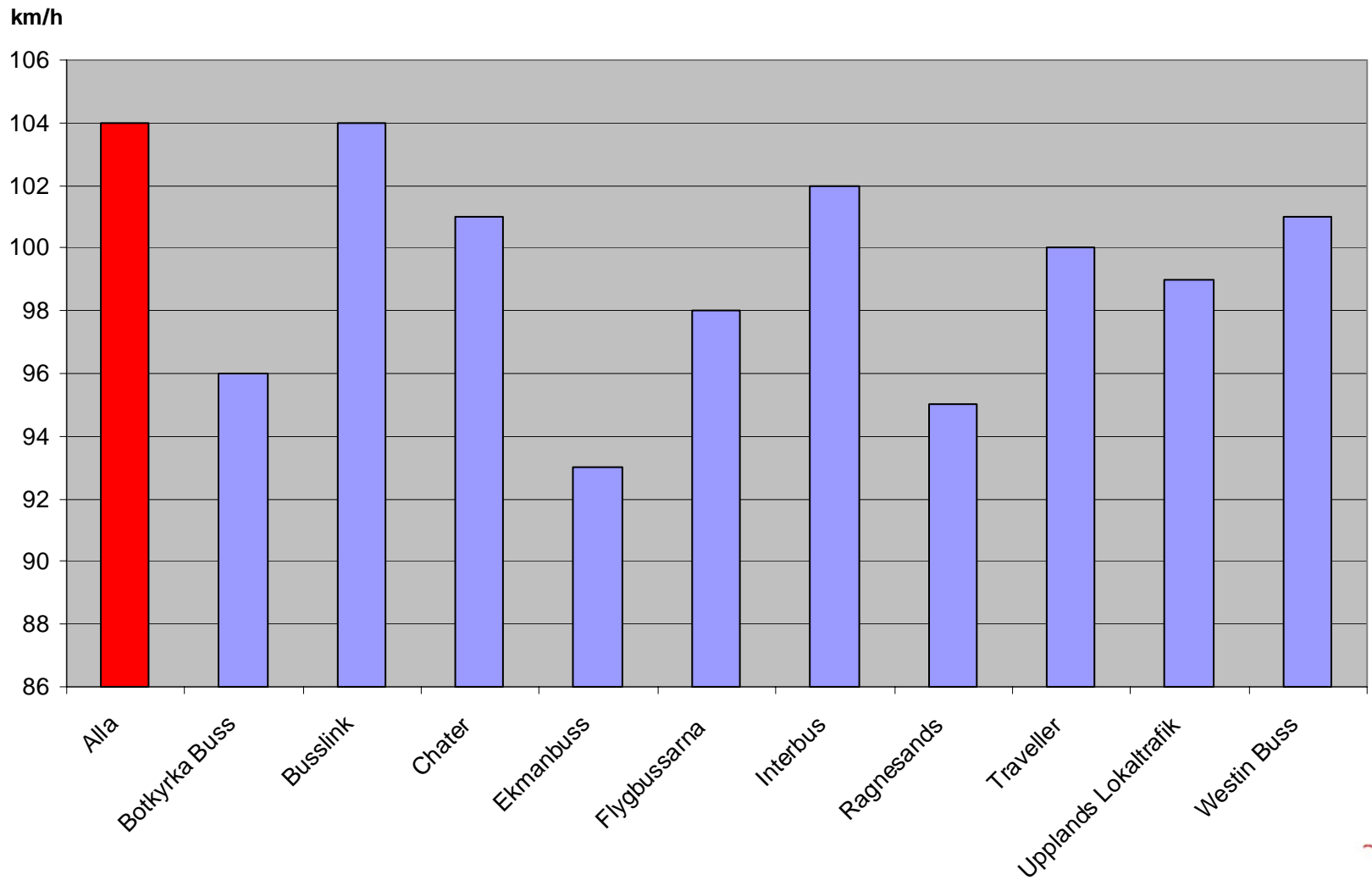
Andel lagliga transporter i % Buss





Ande 1-6 km/h över hast i % Buss



Topphastighet Buss



Stockholmsrelaterade företag som har varit med under både våren och hösten 2006



Lastbil utan släp, högsta tillåtna 90 km/h sida 1/4

Våren 2006

| Kategori | Medel | Antal obs | Andel lagliga | 1 -6 km/h över | >7km/h över | Topp km/h | 85 percentil |
|-----------|-------|-----------|---------------|----------------|-------------|-----------|--------------|
| Alla | 86,6 | 851 | 89% | 8% | 3% | 112 | 90,0 |
| Svensk | 86,6 | 854 | 89% | 8% | 3% | 112 | 90,0 |
| Utlänsk | 89,5 | 6 | 83% | 17% | 0% | 94 | 91,0 |
| Arla | 86,7 | 3 | 100% | 0% | 0% | 89 | 88,4 |
| Axelsson | 82,5 | 13 | 92% | 8% | 0% | 91 | 86,6 |
| Bellmans | 85,3 | 17 | 94% | 6% | 0% | 91 | 88,6 |
| Coca Cola | 87,3 | 18 | 89% | 11% | 0% | 91 | 89,0 |
| Dagab | 86,2 | 36 | 97% | 0% | 3% | 101 | 88,0 |
| DFDS | 88,4 | 5 | 100% | 0% | 0% | 90 | 89,4 |

Lastbil utan släp, högsta tillåtna 90 km/h sida 2/4

| Våren 2006 | | | | | | | |
|---------------------|------|----|------|-----|----|-----|------|
| DHL | 86,5 | 15 | 93% | 7% | 0% | 92 | 89,9 |
| Haninge Åkeri | 85,9 | 32 | 91% | 9% | 0% | 93 | 90,0 |
| Kyl & Frysexpressen | 86,3 | 7 | 100% | 0% | 0% | 89 | 89,0 |
| Lagena | 88,4 | 11 | 91% | 9% | 0% | 95 | 90,0 |
| MAP | 88,7 | 11 | 82% | 18% | 0% | 95 | 91,0 |
| Poståkeriet | 82,0 | 25 | 84% | 16% | 0% | 94 | 90,6 |
| Ragnsells | 86,2 | 25 | 88% | 4% | 8% | 97 | 89,4 |
| Schenker | 87,2 | 25 | 96% | 4% | 0% | 91 | 90,0 |
| SRV | 89,0 | 14 | 79% | 14% | 7% | 112 | 92,0 |
| Sthlms Åkeri | 86,9 | 15 | 93% | 7% | 0% | 93 | 89,0 |

Lastbil utan släp, högsta tillåtna 90 km/h sida 3/4

Hösten 2006

| Kategori | Medel | Antal obs | Andel lagliga | 1 -6 km/h över | >7km/h över | Topp km/h | 85 percentil |
|-----------|-------|-----------|---------------|----------------|-------------|-----------|--------------|
| Alla | 86,5 | 1669 | 89% | 8% | 3% | 112 | 90,0 |
| Svensk | 86,5 | 1651 | 89% | 8% | 3% | 112 | 90,0 |
| Utländsk | 86,8 | 18 | 78% | 22% | 0% | 95 | 91,0 |
| Arla | 83,8 | 11 | 91% | 9% | 0% | 93 | 88,0 |
| Axelssons | 86,9 | 18 | 94% | 6% | 0% | 91 | 88,5 |
| Bellmans | 85,2 | 10 | 90% | 10% | 0% | 92 | 87,7 |
| Coca Cola | 87,3 | 37 | 97% | 3% | 0% | 91 | 89,0 |
| Dagab | 86,1 | 47 | 98% | 0% | 2% | 100 | 88,0 |
| DFDS | 86,7 | 7 | 100% | 0% | 0% | 90 | 88,2 |

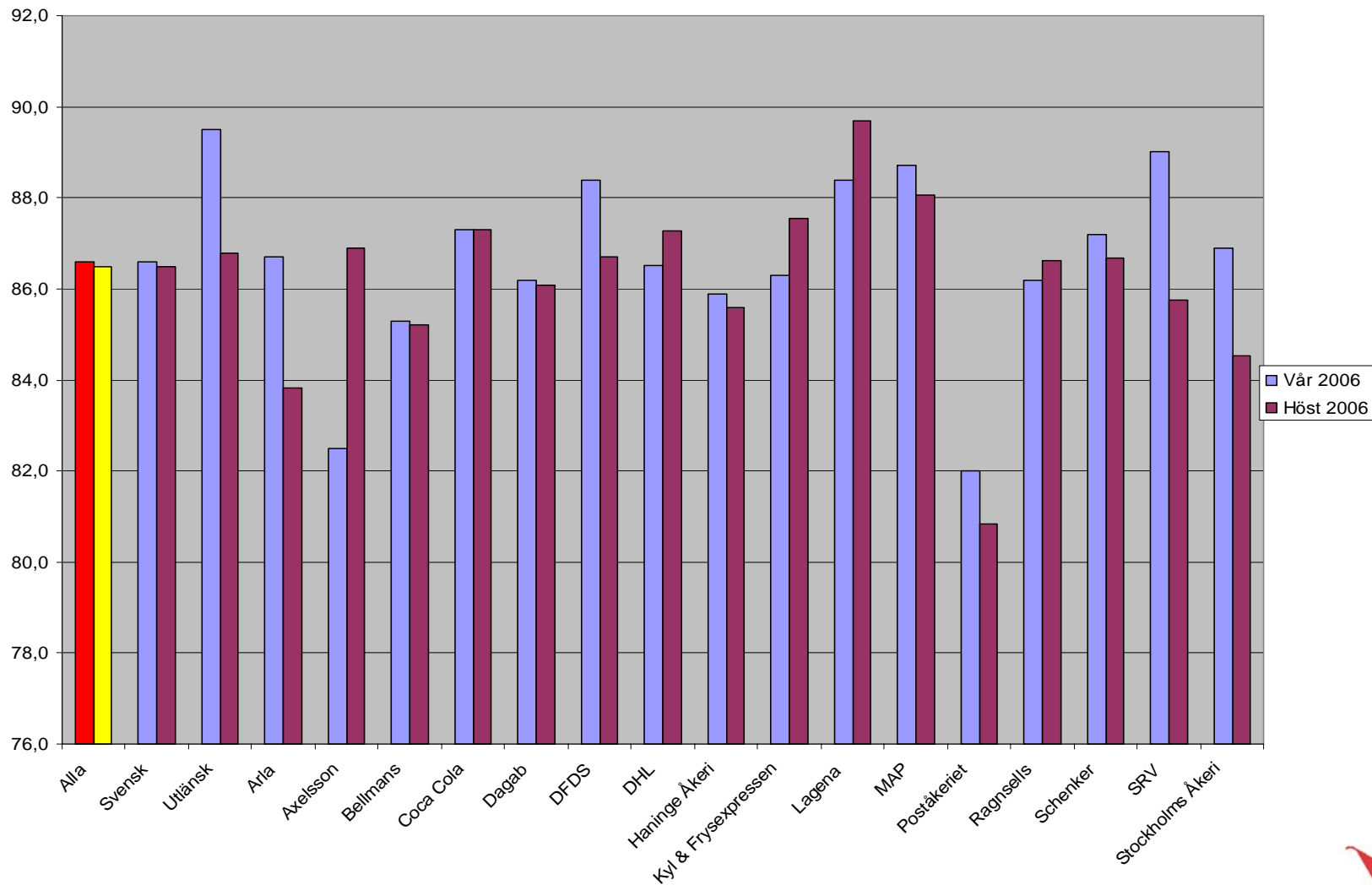
Lastbil utan släp, högsta tillåtna 90 km/h sida 4/4

Hösten 2006

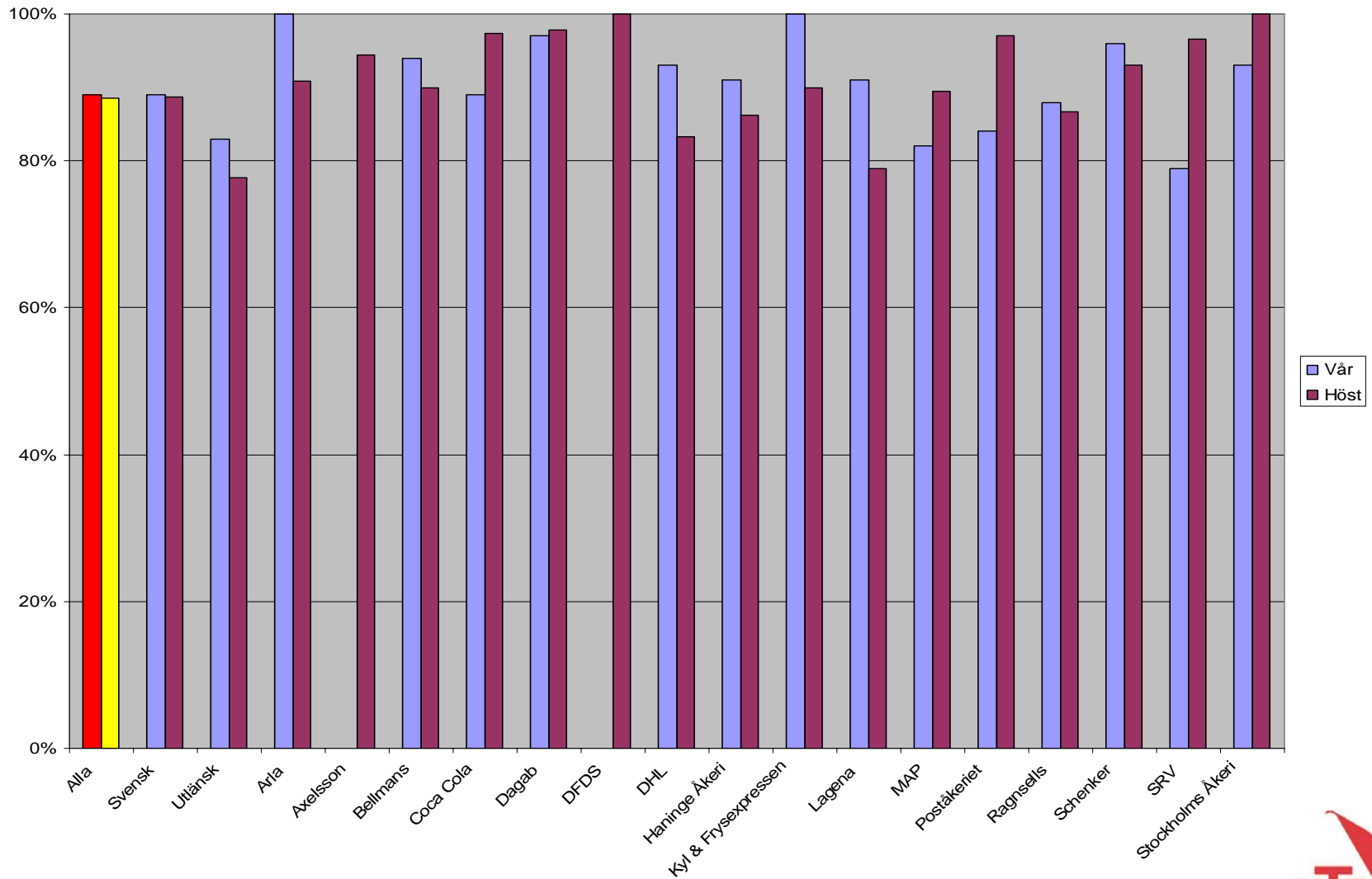
| | | | | | | | |
|---------------------|------|----|------|-----|-----|-----|------|
| DHL | 87,3 | 42 | 83% | 17% | 0% | 94 | 90,9 |
| Haninge Åkeri | 85,6 | 51 | 86% | 14% | 0% | 92 | 90,0 |
| Kyl & Frysexpressen | 87,6 | 20 | 90% | 10% | 0% | 92 | 88,2 |
| Lagena | 89,7 | 19 | 79% | 0% | 21% | 98 | 97,3 |
| MAP | 88,1 | 19 | 89% | 11% | 0% | 92 | 90,0 |
| Poståkeriet | 80,8 | 34 | 97% | 3% | 0% | 94 | 86,1 |
| RagneSells | 86,6 | 30 | 87% | 7% | 7% | 101 | 89,3 |
| Schenker | 86,7 | 58 | 93% | 5% | 2% | 101 | 89,0 |
| SRV | 85,8 | 29 | 97% | 3% | 0% | 94 | 88,0 |
| Stockholms Åkeri | 84,5 | 26 | 100% | 0% | 0% | 90 | 89,0 |

Medelhastighet Lastbil

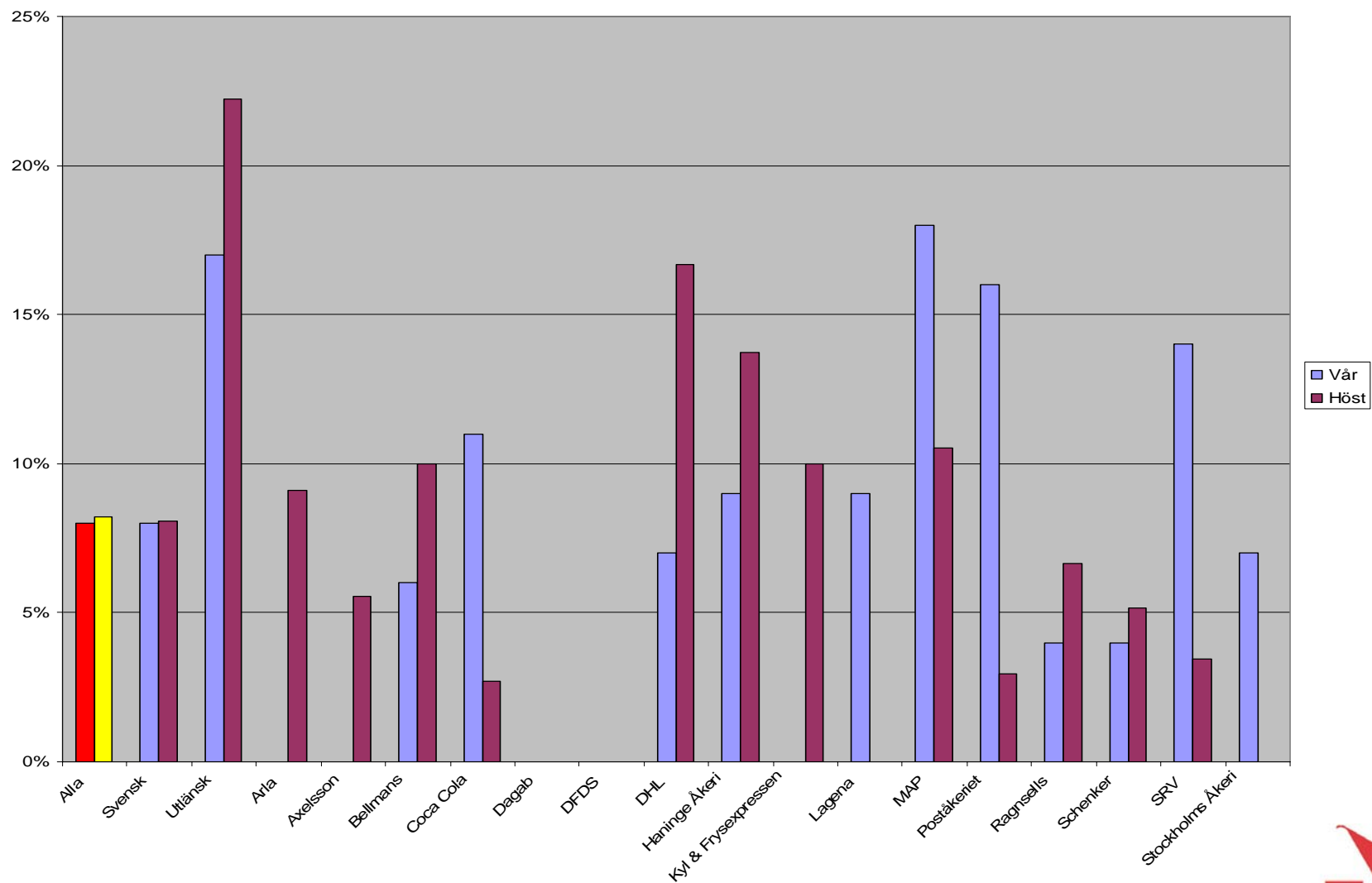
km/h



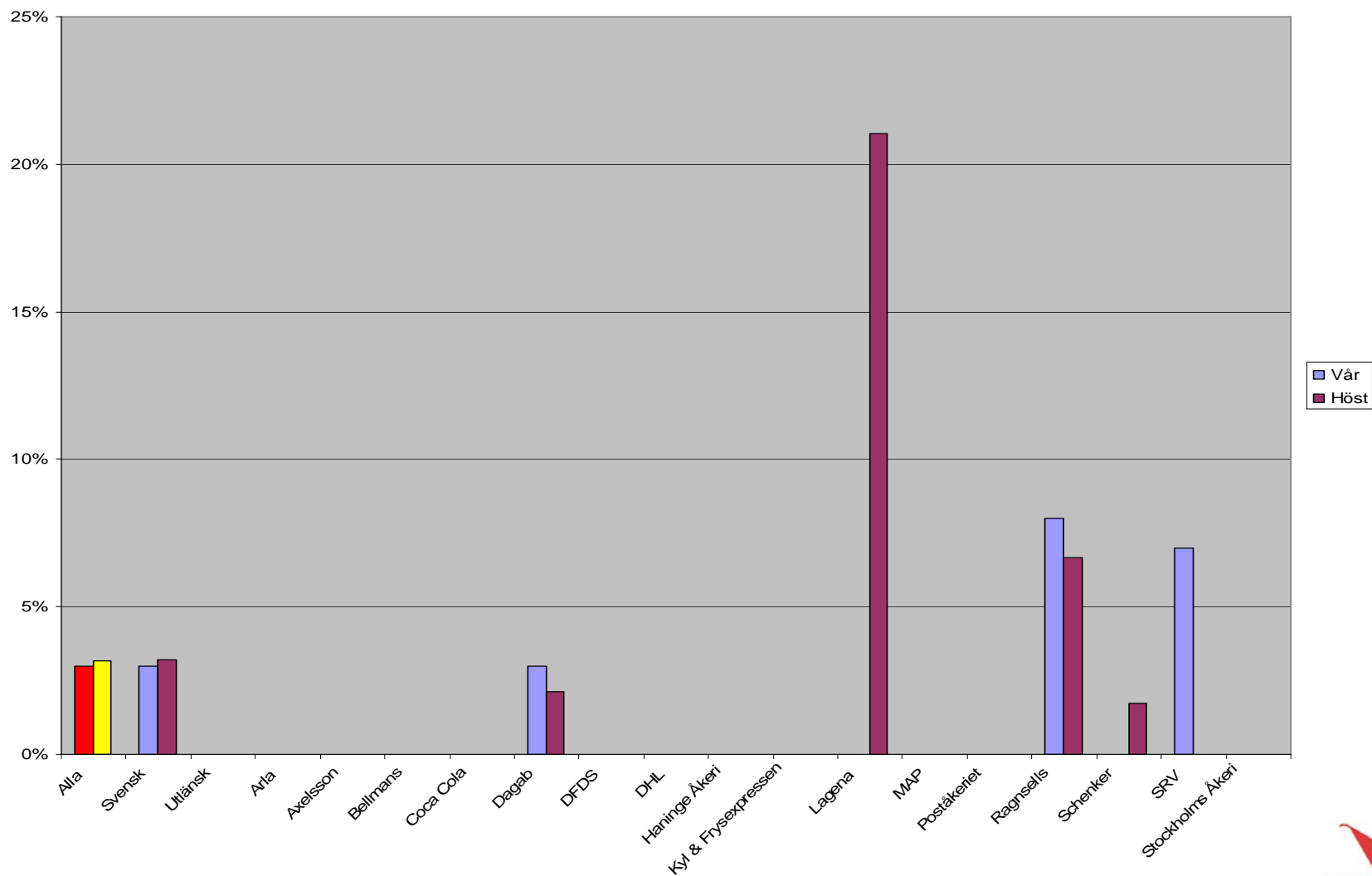
Andel lagliga transporter med Lastbil



Andel transporter med Lastbil i % 1-6 km/h över hast

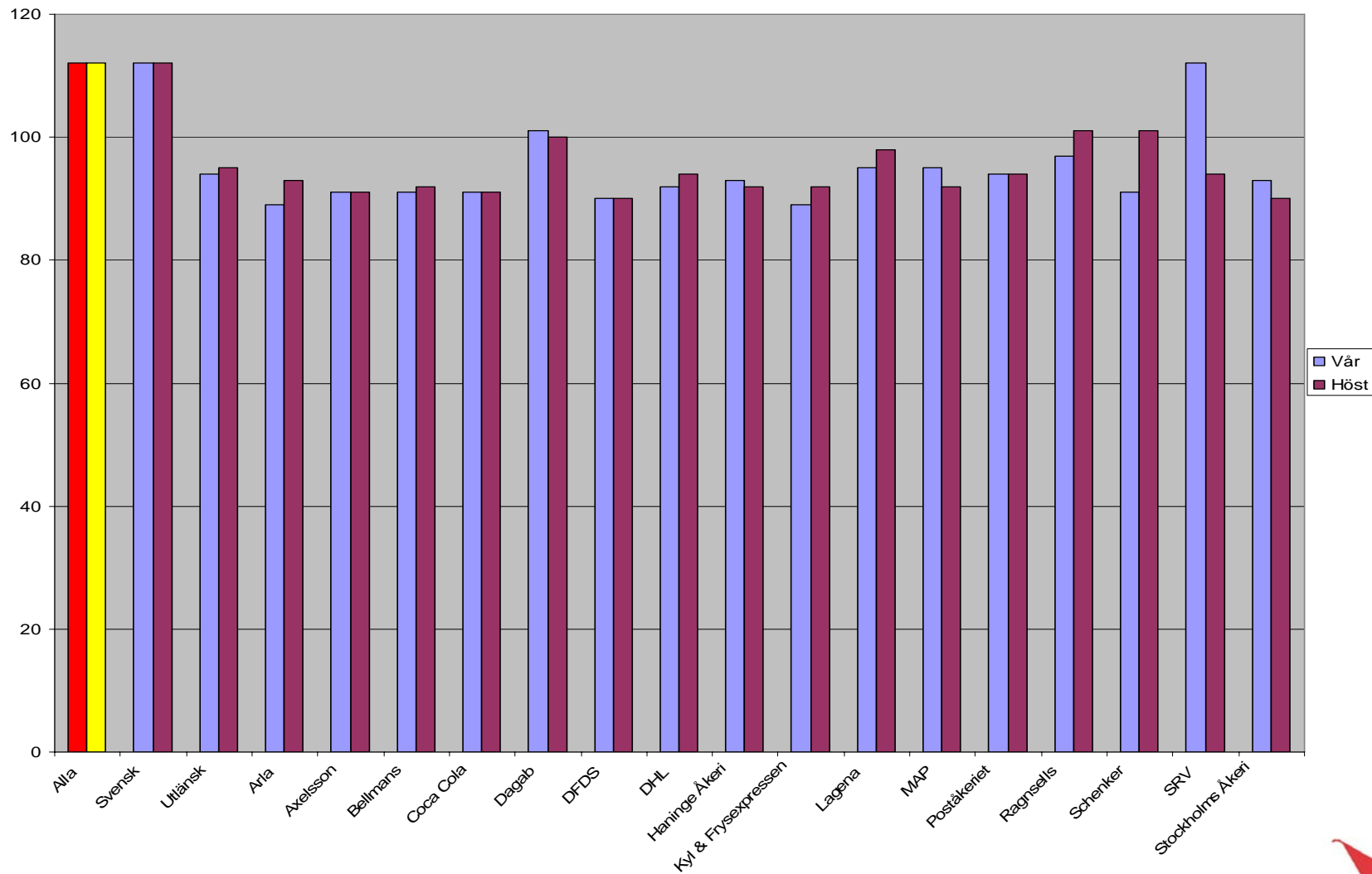


Andel transporter 7 eller >7 km/h över hast i % Lastbil



Topphastighet Lastbil

km/h



Bil och släp, högsta tillåtna hastighet 80 km/h sidan 1/2

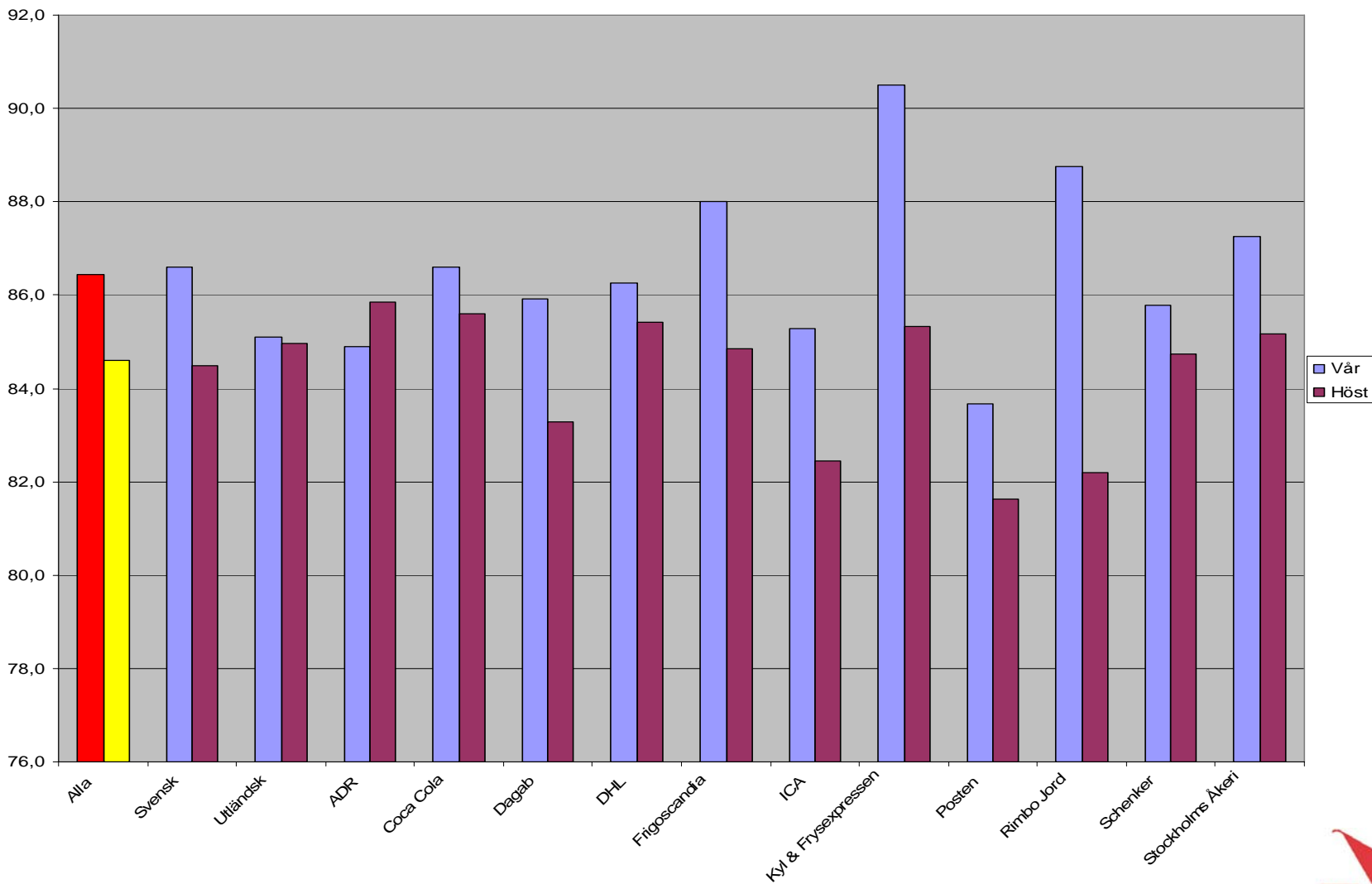
| Vår 2006 | | | | | | | |
|---------------------|-------|-----------|---------------|----------------|-------------|-----------|--------------|
| Kategori | Medel | Antal obs | Andel lagliga | 1 -6 km/h över | >7km/h över | Topp km/h | 85 percentil |
| Alla | 86,4 | 450 | 12% | 34% | 54% | 103 | 92,0 |
| Svensk | 86,6 | 408 | 12% | 33% | 55% | 103 | 92,0 |
| Utländsk | 85,1 | 42 | 12% | 45% | 43% | 94 | 91,2 |
| ADR | 84,9 | 9 | 22% | 33% | 44% | 90 | 88,0 |
| Coca Cola | 86,6 | 15 | 13% | 33% | 53% | 93 | 90,9 |
| Dagab | 85,9 | 11 | 0% | 55% | 45% | 90 | 88,0 |
| DHL | 86,3 | 34 | 9% | 35% | 56% | 94 | 90,0 |
| Frigoscandia | 88,0 | 5 | 0% | 40% | 60% | 95 | 91,4 |
| ICA | 85,3 | 7 | 29% | 29% | 43% | 93 | 92,1 |
| Kyl & Frysexpressen | 90,5 | 6 | 0% | 33% | 67% | 97 | 97,0 |
| Posten | 83,7 | 6 | 17% | 50% | 33% | 89 | 88,3 |
| Rimbo Jord | 88,8 | 8 | 25% | 0% | 75% | 98 | 97,6 |
| Schenker | 85,8 | 37 | 16% | 27% | 57% | 98 | 90,0 |
| Stockholms Åkeri | 87,3 | 16 | 13% | 31% | 56% | 96 | 92,8 |

Bil och släp, högsta tillåtna hastighet 80 km/h sidan 2/2

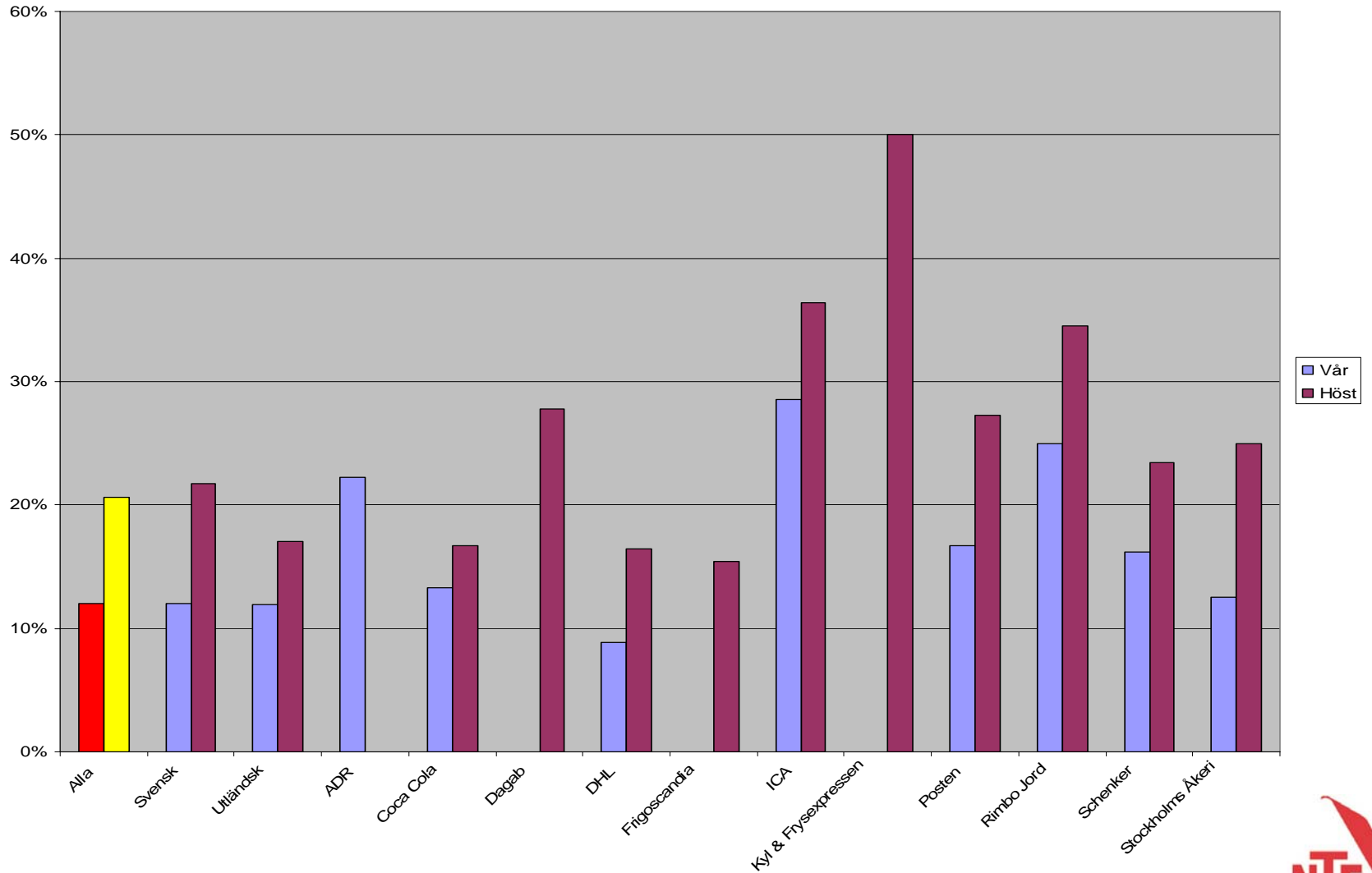
| Höst 2006 | | | | | | | |
|---------------------|-------|-----------|---------------|----------------|-------------|-----------|--------------|
| Kategori | Medel | Antal obs | Andel lagliga | 1 -6 km/h över | >7km/h över | Topp km/h | 85 percentil |
| Alla | 84,6 | 1625 | 21% | 43% | 37% | 102 | 89,0 |
| Svensk | 84,5 | 1244 | 22% | 43% | 36% | 101 | 89,0 |
| Utländsk | 85,0 | 381 | 17% | 42% | 41% | 102 | 89,0 |
| ADR | 85,9 | 7 | 0% | 43% | 57% | 90 | 88,2 |
| Coca Cola | 85,6 | 18 | 17% | 28% | 56% | 93 | 88,5 |
| Dagab | 83,3 | 18 | 28% | 50% | 22% | 100 | 87,5 |
| DHL | 85,4 | 67 | 16% | 36% | 48% | 96 | 90,0 |
| Frigoscandia | 84,8 | 13 | 15% | 62% | 23% | 90 | 90,0 |
| ICA | 82,5 | 11 | 36% | 45% | 18% | 95 | 87,5 |
| Kyl & Frysexpressen | 85,3 | 6 | 50% | 0% | 50% | 95 | 92,0 |
| Poståkeriet | 81,6 | 11 | 27% | 64% | 9% | 88 | 84,0 |
| Rimbo Jord | 82,2 | 55 | 35% | 51% | 15% | 94 | 86,0 |
| Schenker | 84,7 | 98 | 23% | 40% | 37% | 97 | 89,0 |
| Stockholms Åkeri | 85,2 | 44 | 25% | 32% | 43% | 100 | 89,0 |

Medelhastighet Lastbil med släp

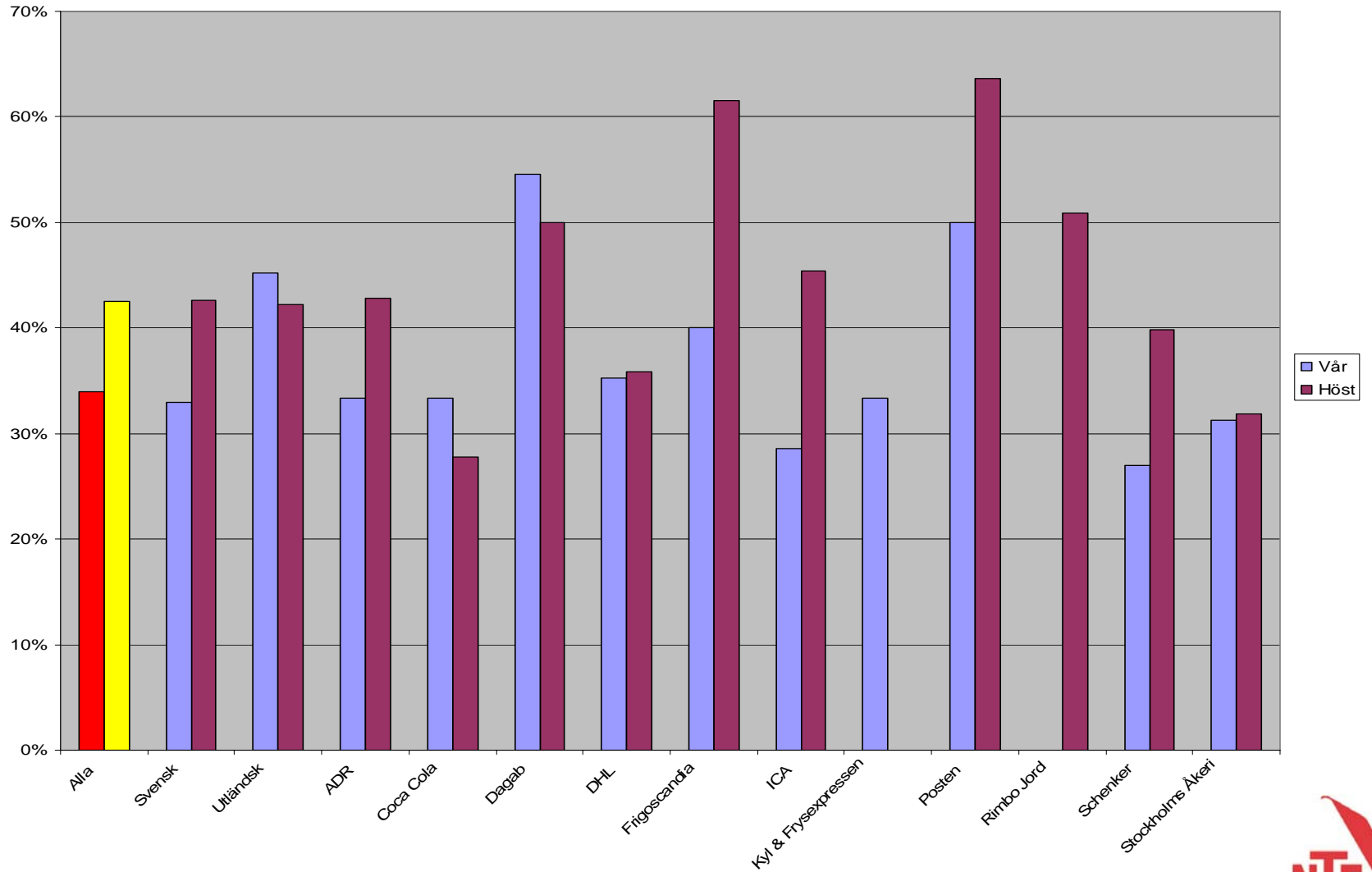
km/h



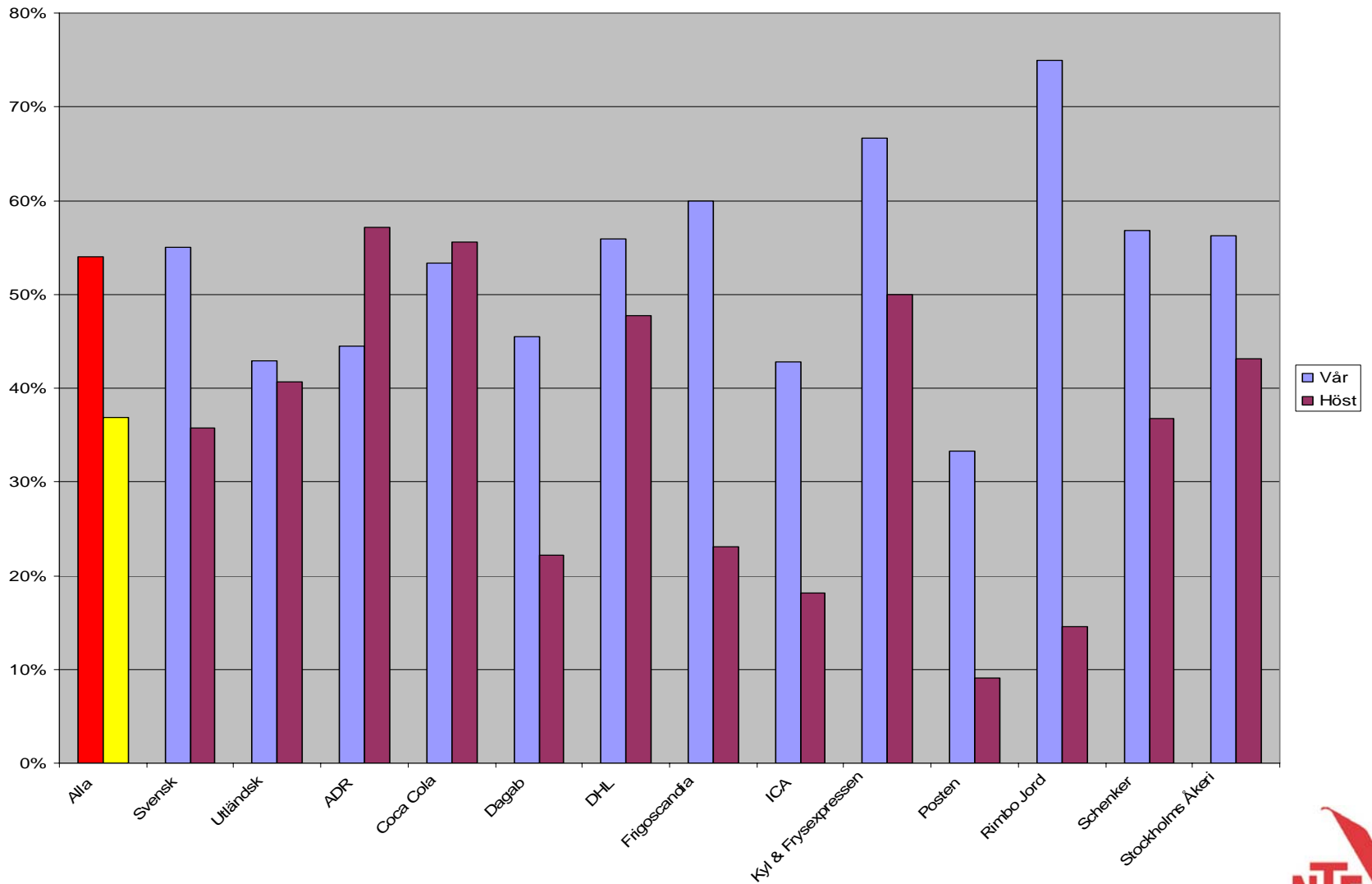
Andel lagliga transporter i % Lastbil med släp



Andel transporter med Lastbil och släp i % 1-6 km/h över hast

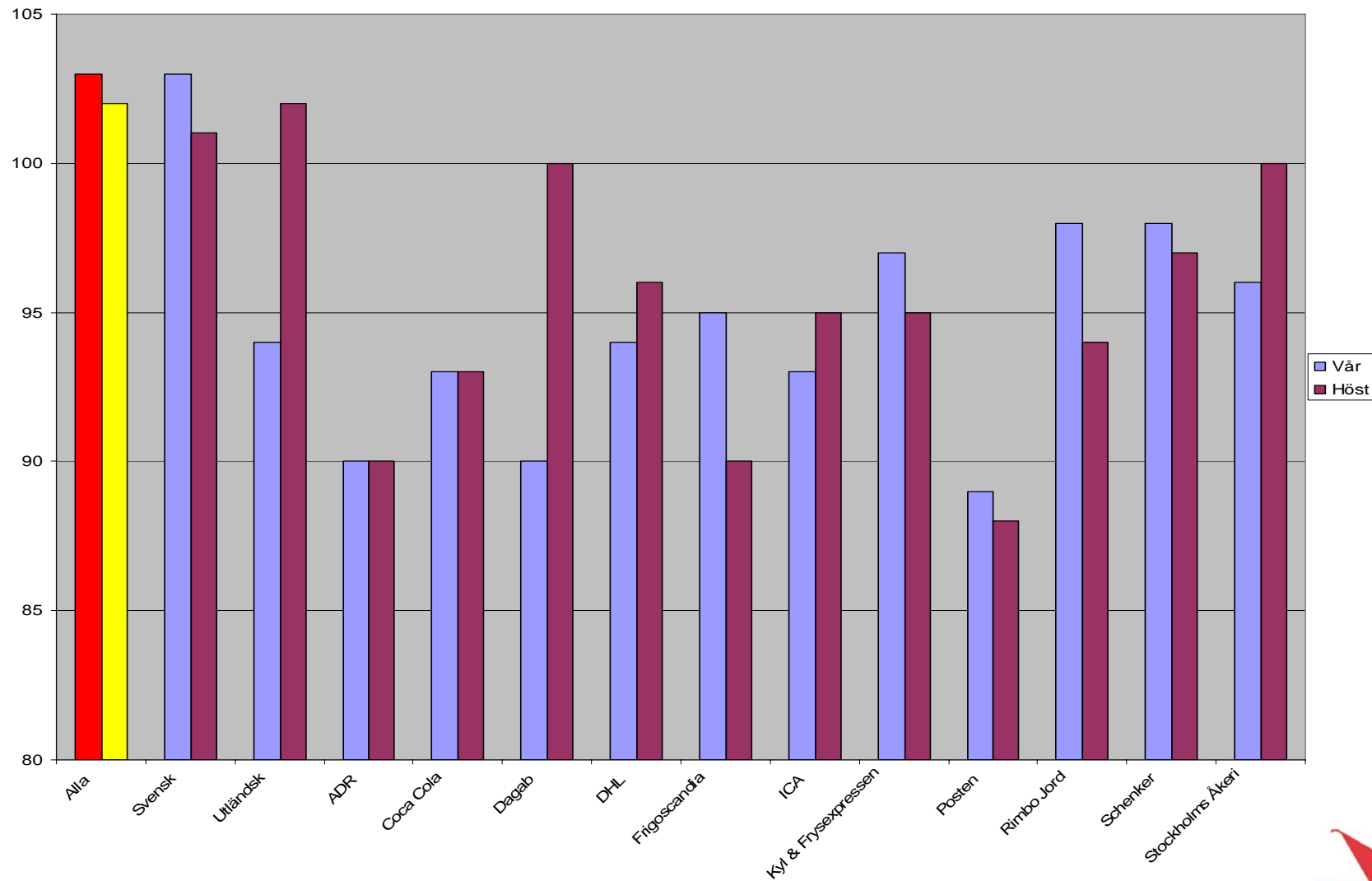


Andel Lastbilar med släp i % med 7 eller >7 km/h över hastighet



Topphastighet Lastbil med släp

km/h



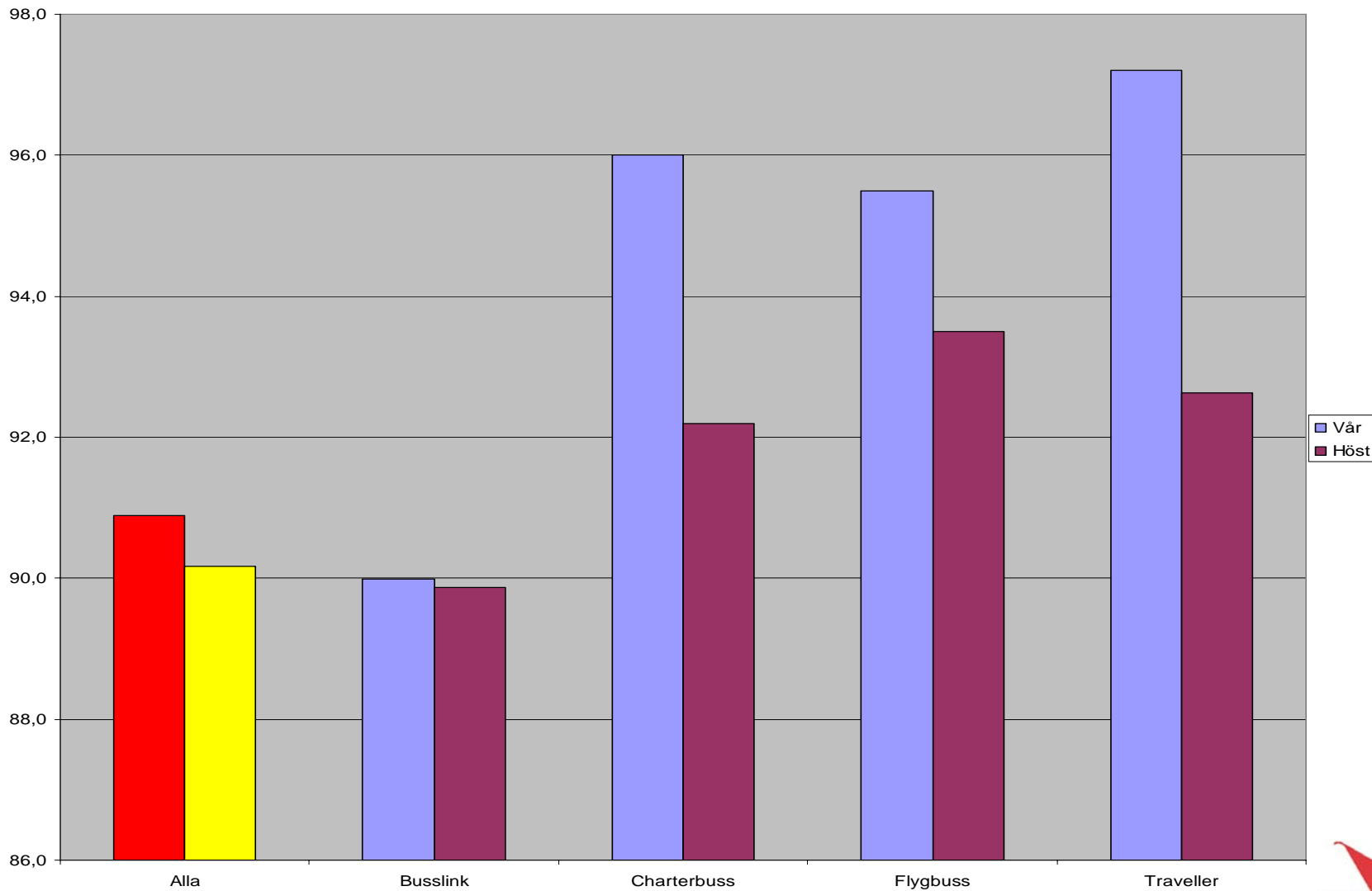
Buss, högsta tillåtna hastighet 90 km/h

| Våren 2006 | | | | | | | |
|-------------|-------|-----------|---------------|----------------|-------------|-----------|--------------|
| Kategori | Medel | Antal obs | Andel lagliga | 1 -6 km/h över | >7km/h över | Topp km/h | 85 percentil |
| Alla | 90,9 | 148 | 49% | 29% | 22% | 111 | 98,0 |
| Busslink | 90,0 | 117 | 54% | 29% | 17% | 111 | 97,0 |
| Charterbuss | 96,0 | 4 | 25% | 50% | 25% | 102 | 99,3 |
| Flygbuss | 95,5 | 2 | 0% | 50% | 50% | 99 | 98,0 |
| Traveller | 97,2 | 10 | 20% | 10% | 70% | 103 | 102,7 |

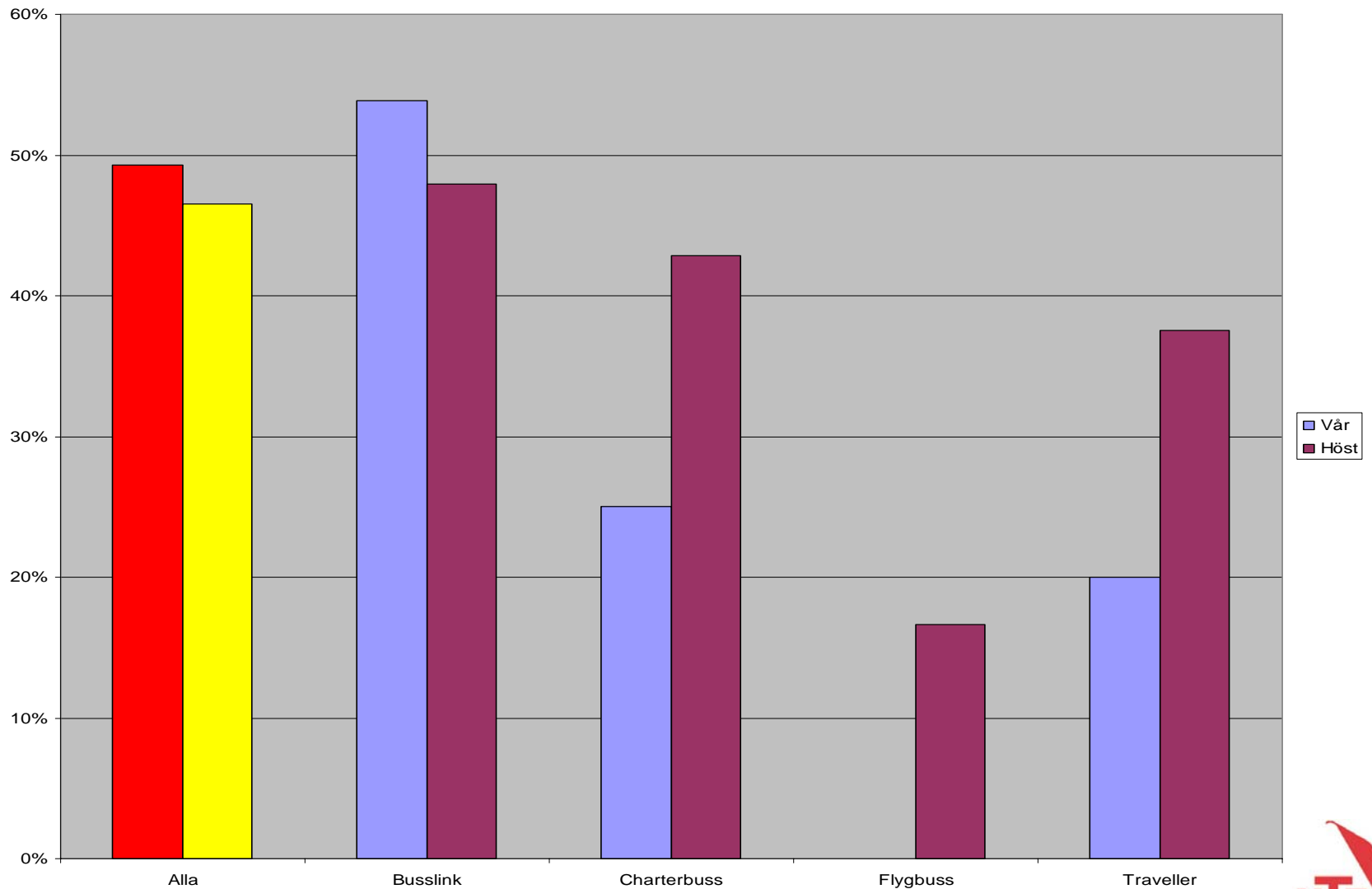
| Hösten 2006 | | | | | | | |
|--------------|-------|-----------|---------------|----------------|-------------|-----------|--------------|
| Kategori | Medel | Antal obs | Andel lagliga | 1 -6 km/h över | >7km/h över | Topp km/h | 85 percentil |
| Alla | 90,2 | 636 | 47% | 43% | 11% | 104 | 95,0 |
| Busslink | 89,9 | 526 | 48% | 43% | 9% | 104 | 94,0 |
| Chater | 92,2 | 21 | 43% | 33% | 24% | 101 | 97,0 |
| Flygbussarna | 93,5 | 6 | 17% | 50% | 33% | 98 | 97,3 |
| Traveller | 92,6 | 16 | 38% | 44% | 19% | 100 | 97,3 |

km/h

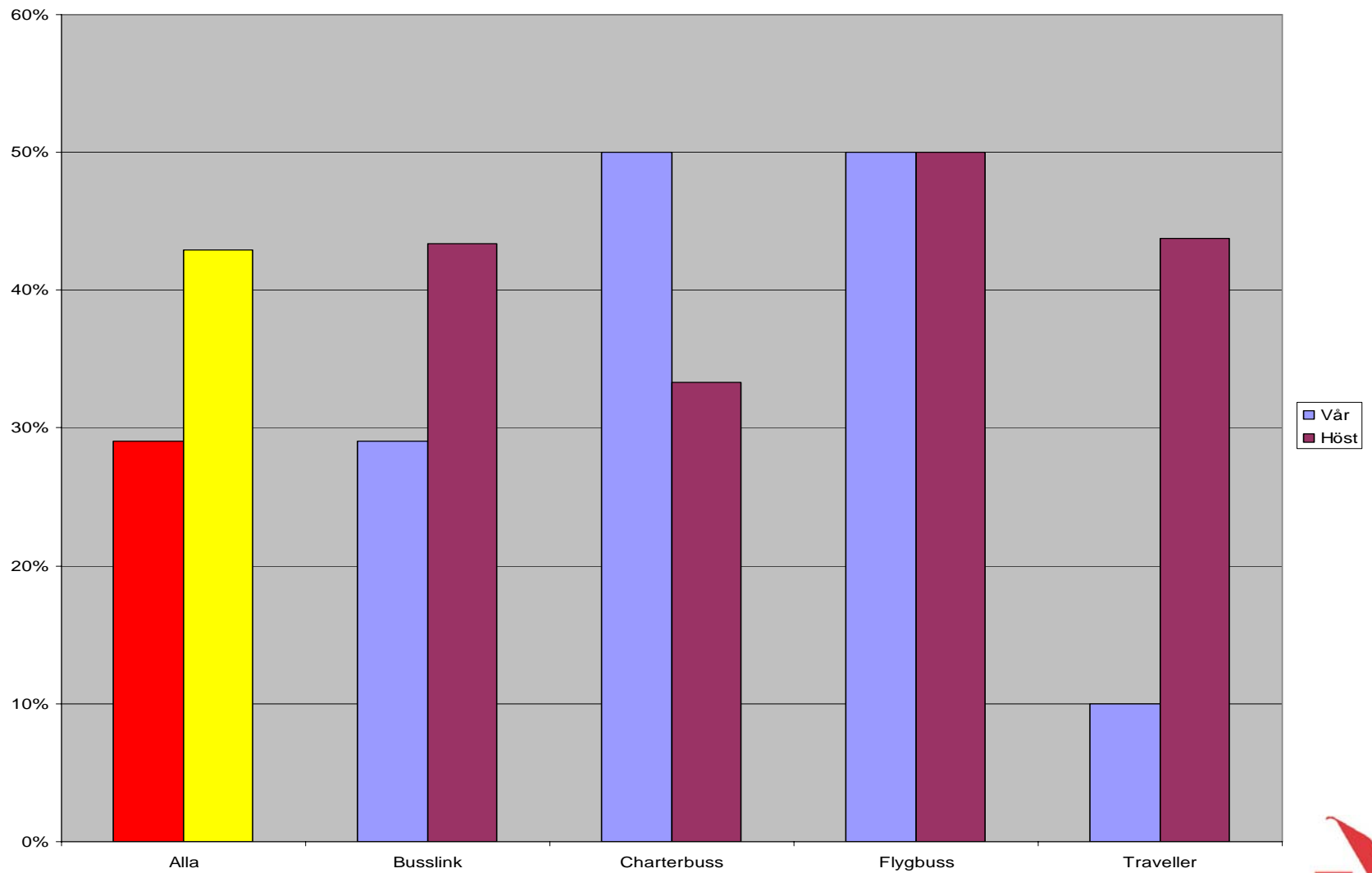
Medelhastighet Buss



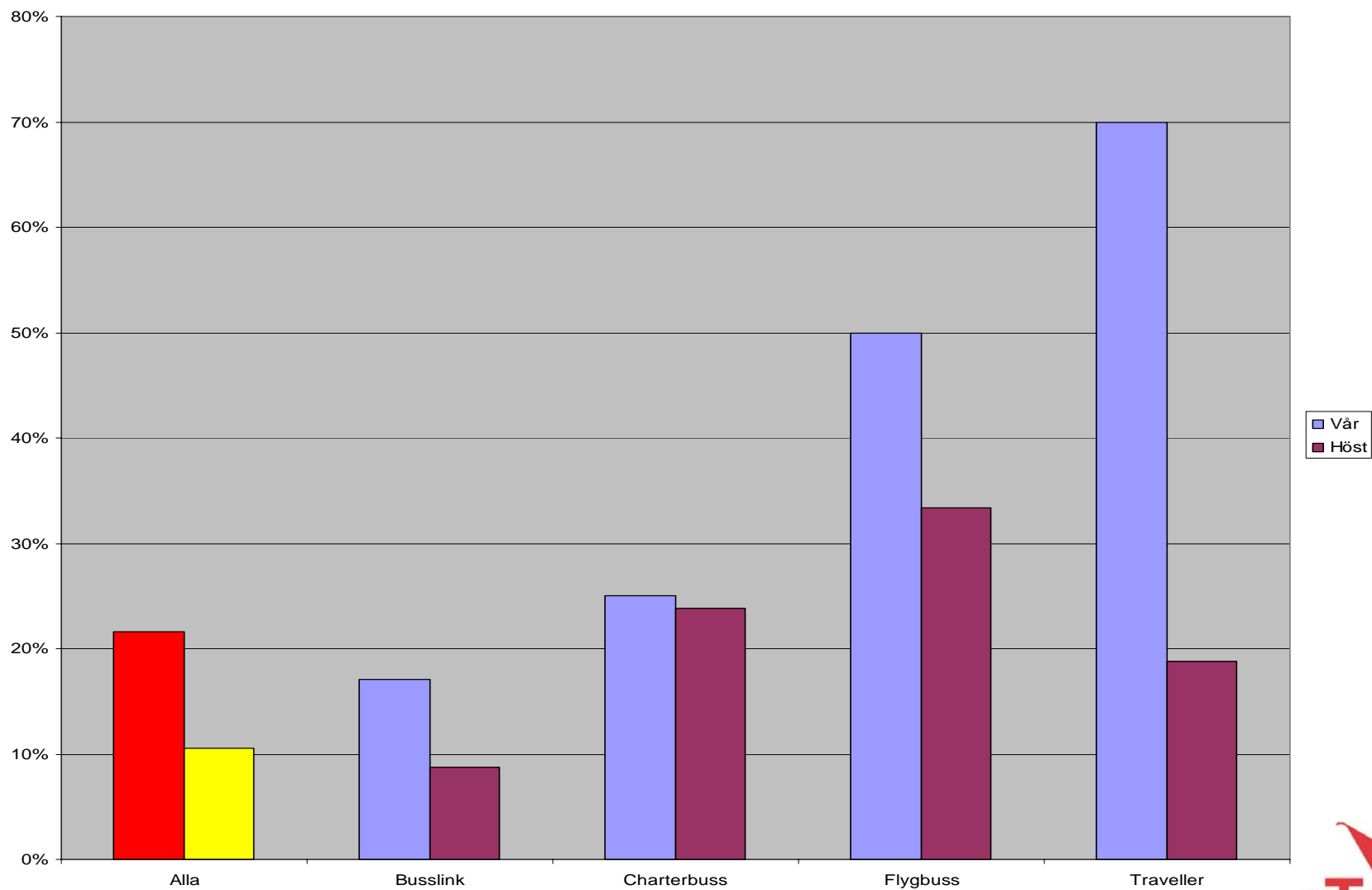
Andel lagliga transporter i % Buss



Ande1-6 km/h över hast i % Buss

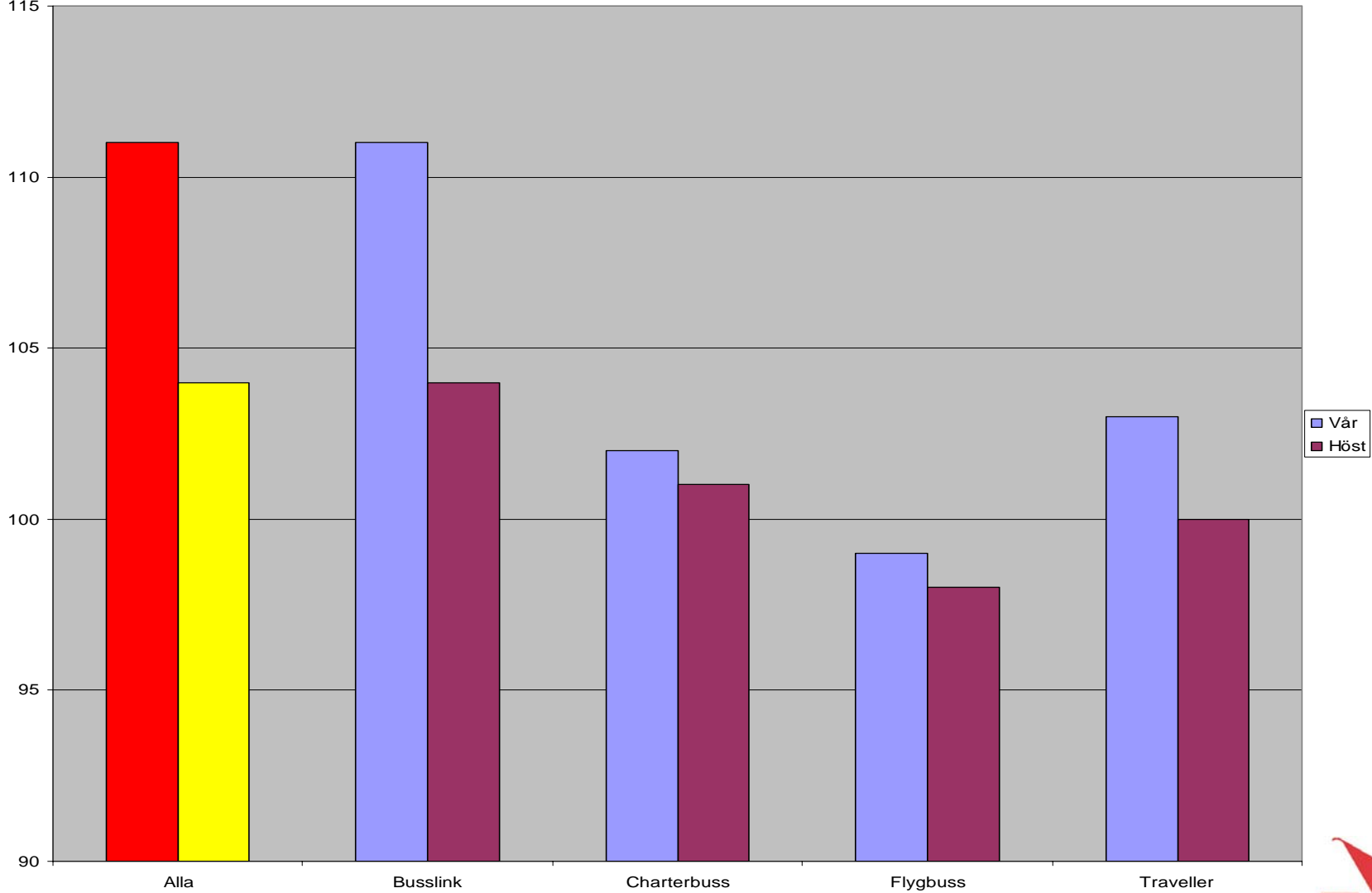


Andel transporter 7 eller >7 km/h över hast i % Buss



Topphastighet Buss

km/h



Stockholms län